



Esri International Developer Summit
Palm Springs, CA

Building a slick app using Qt

Jen Trieu

Agenda



QML

Demo: Creating a map

Demo: Adding components

Demo: QML vs QtWidget

Demo: Cross-Platform application

What's coming...

Related sessions

QML Enables Cross-Platform Development



- What is QML?
- What is it used for?
- Is Qt/C++ knowledge required to use QML?
- Qt Quick 1 or Qt Quick 2?

ArcGIS Runtime

Runtime built using C++

EXPLOITS THE CAPABILITIES OF THE DEVICE

Functionality exposed to developers via an API
native to the platform

INTUITIVE TO LEARN

Common functionality set and conceptual model

EASES MULTI PLATFORM DEVELOPMENT

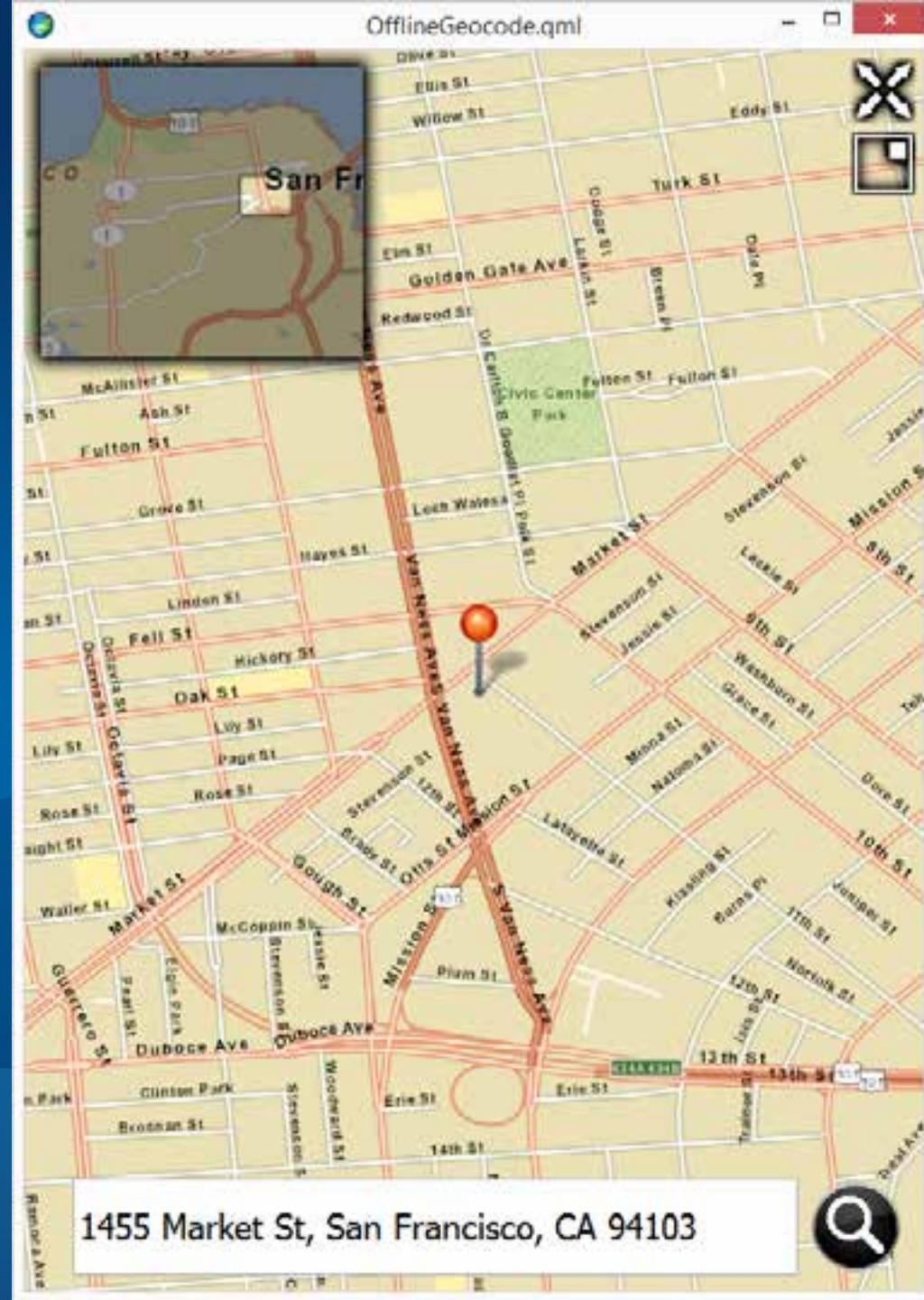
Demo: Creating the Map



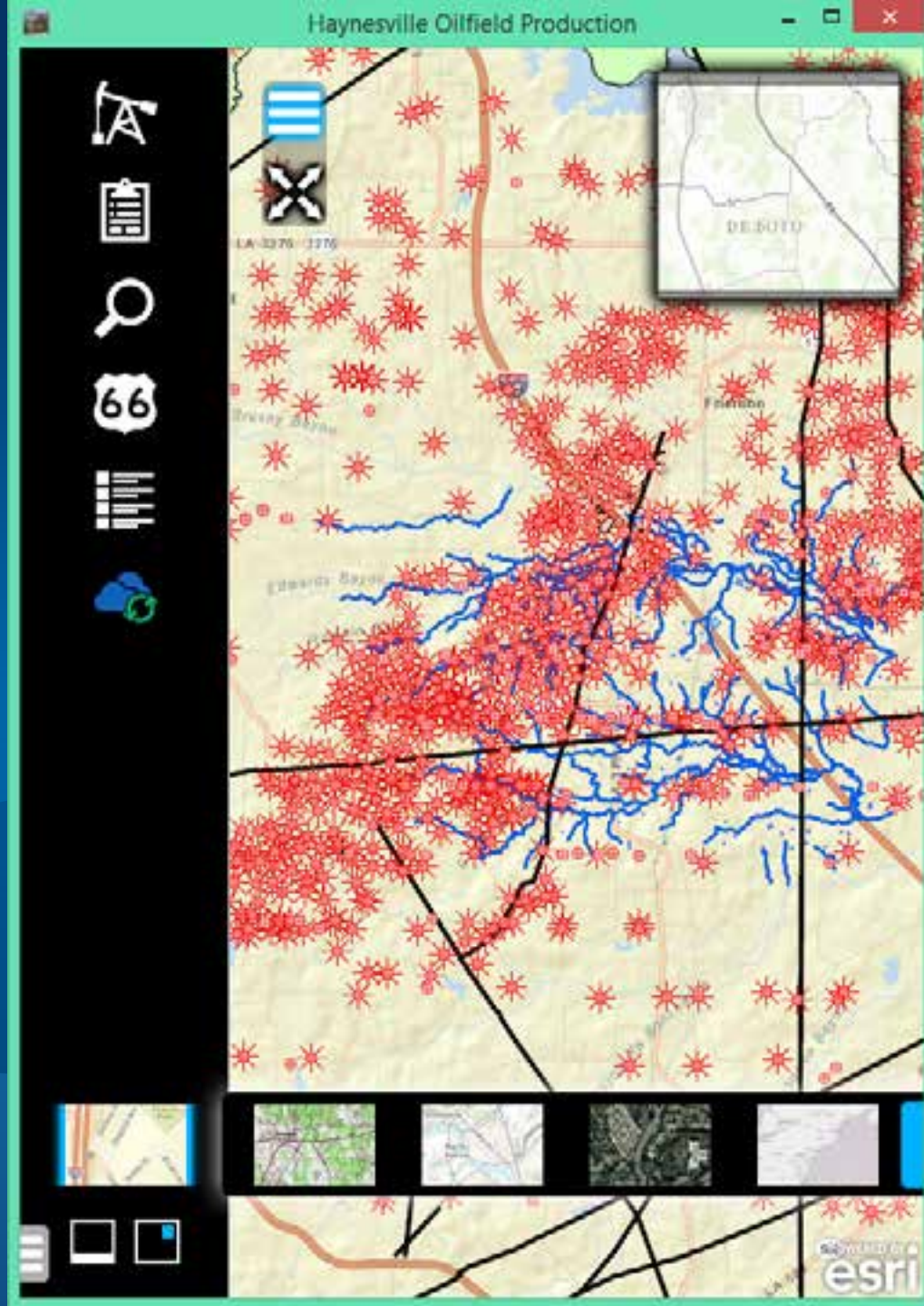
Demo: Adding Items



Demo: QML vs QtWidget



Demo: Cross-Platform application



What's coming...



Platform supported

- Windows
- Linux
- OS X
- iOS
- Android
- Later: WinRT



#devsummit Runtime sessions



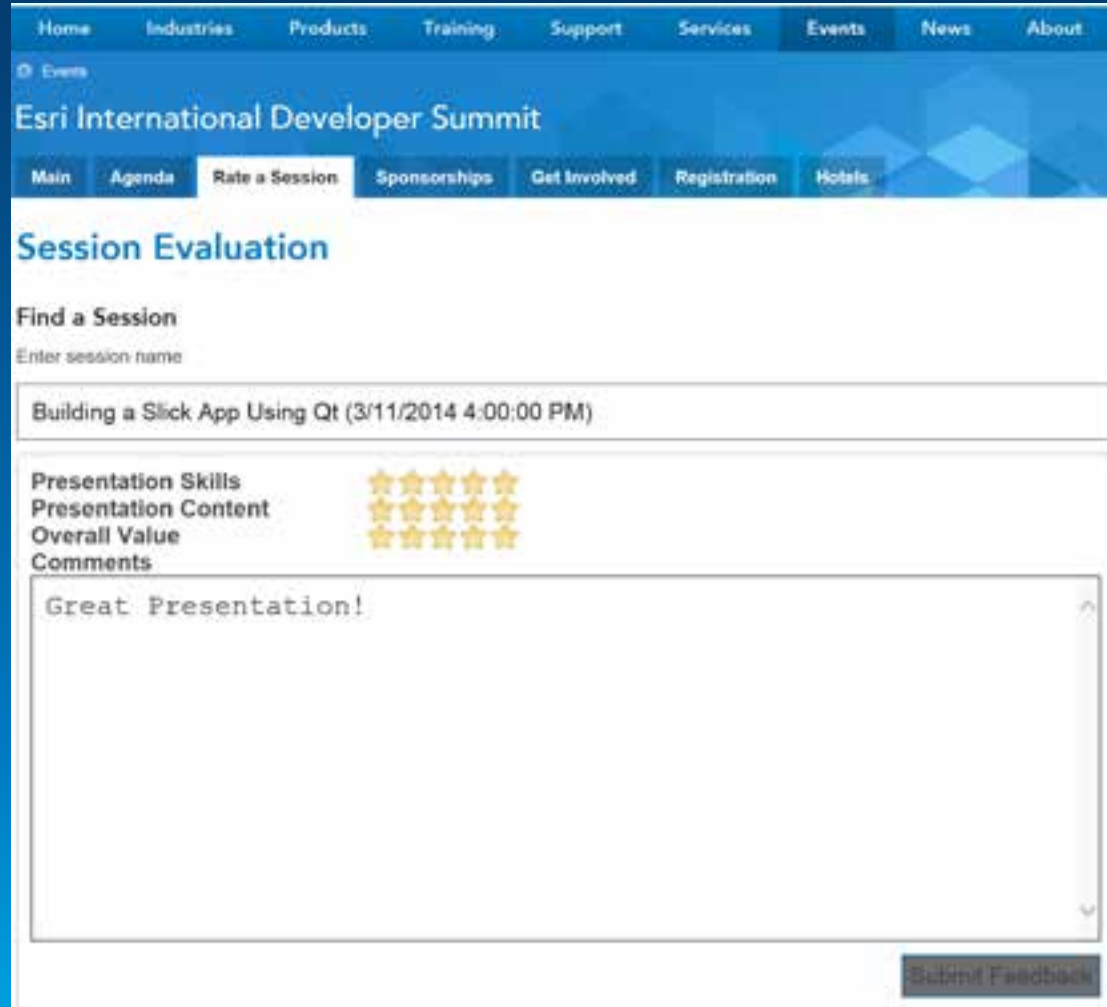
ArcGIS Runtime SDK sessions Wednesday

Session Name	Time	Location
Getting Started with ArcGIS Runtime SDK for Qt	1:00pm – 2:00pm	Smoketree F
Building Qt Apps with ArcGIS Runtime SDK	2:30pm – 3:30pm	Smoketree F

ArcGIS Runtime SDK sessions Thursday

Session Name	Time	Location
The Road Ahead: ArcGIS Runtime SDKs	8:30am – 9:30am	Primrose A
Everything (or Anything) You Wanted to Know about the ArcGIS Runtime SDKs	10:00am – 11:00am	Primrose A

Session Evaluation



The screenshot shows a web browser window with a blue header. The header contains navigation links: Home, Industries, Products, Training, Support, Services, Events, News, and About. Below the header, the page title is "Esri International Developer Summit". A secondary navigation bar includes: Main, Agenda, Rate a Session (highlighted), Sponsorships, Get Involved, Registration, and Hotels. The main content area is titled "Session Evaluation". Underneath, there is a "Find a Session" section with a text input field containing "Building a Slick App Using Qt (3/11/2014 4:00:00 PM)". Below the input field, there are three rows of star ratings: "Presentation Skills" (5 stars), "Presentation Content" (5 stars), and "Overall Value" (5 stars). A "Comments" section contains a text area with the text "Great Presentation!". At the bottom right of the form is a "Submit Feedback" button.

<http://www.esri.com/events/dev-summit/session-rater>

Enter: Building a Slick App Using Qt



Understanding our world.