




Making Popups

Kelly Hutchins and Heather Gonzago

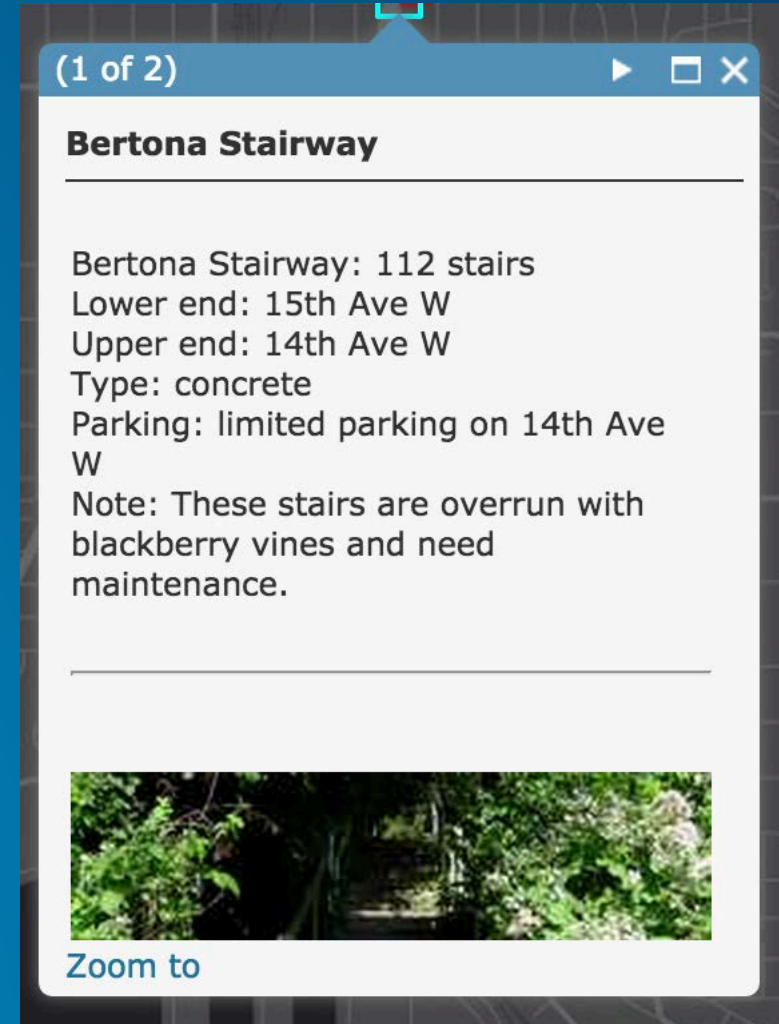
Info Window

- Info Window



Popup


- Provides additional capabilities
 - Navigate through selection
 - Zoom and highlight selected feature
 - Maximize the info window



(1 of 2) ▶ □ ×

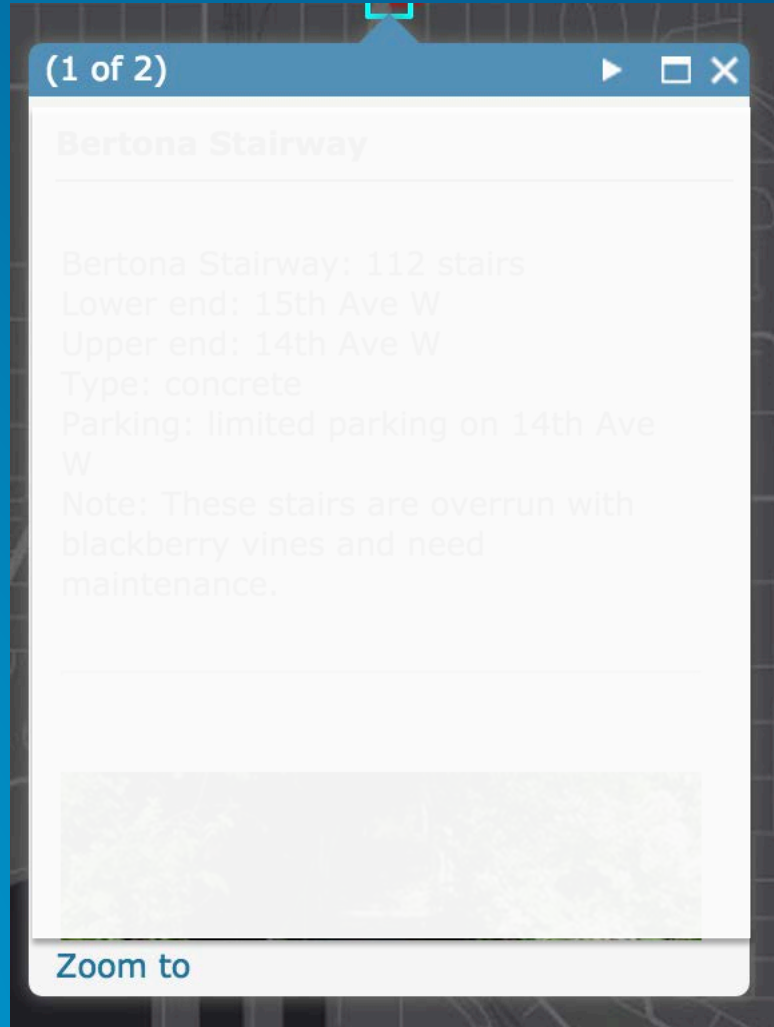
Bertona Stairway

Bertona Stairway: 112 stairs
Lower end: 15th Ave W
Upper end: 14th Ave W
Type: concrete
Parking: limited parking on 14th Ave W
Note: These stairs are overrun with blackberry vines and need maintenance.

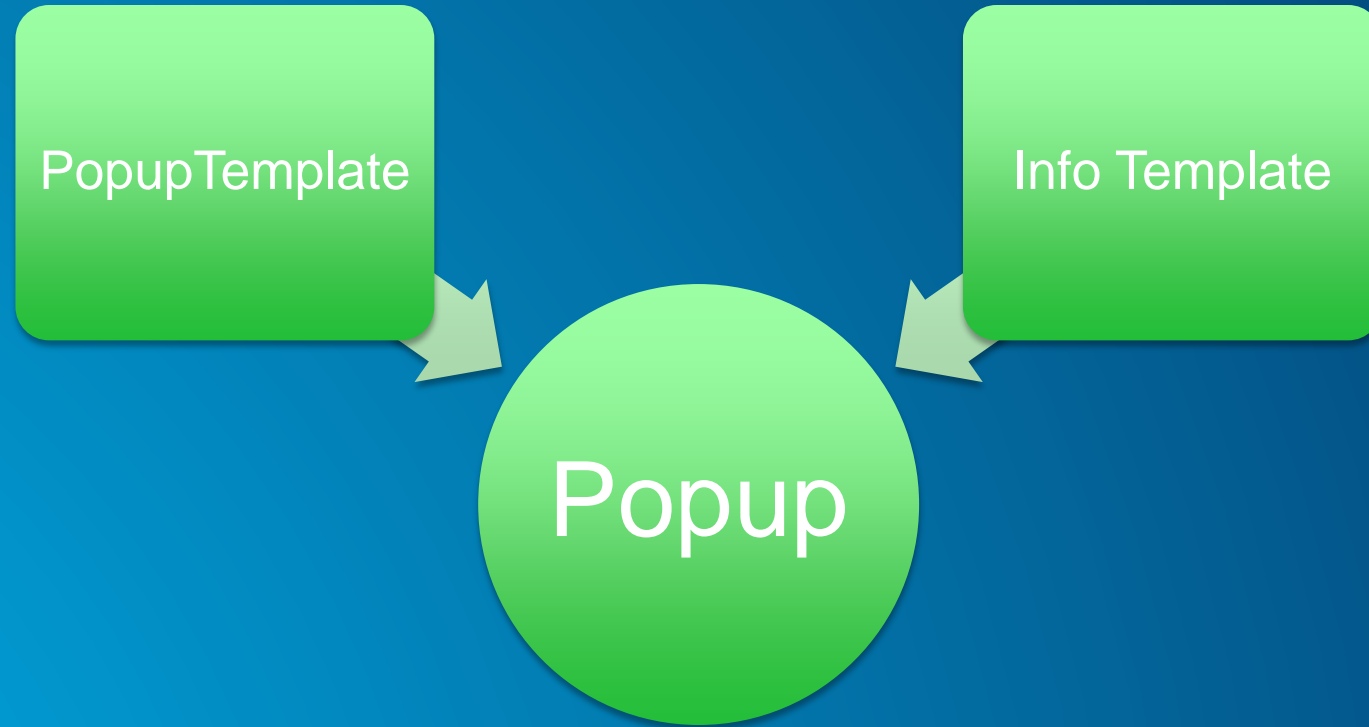


Zoom to

Popup + Template



Templates



Defining popup content – InfoTemplate

- Define title and content

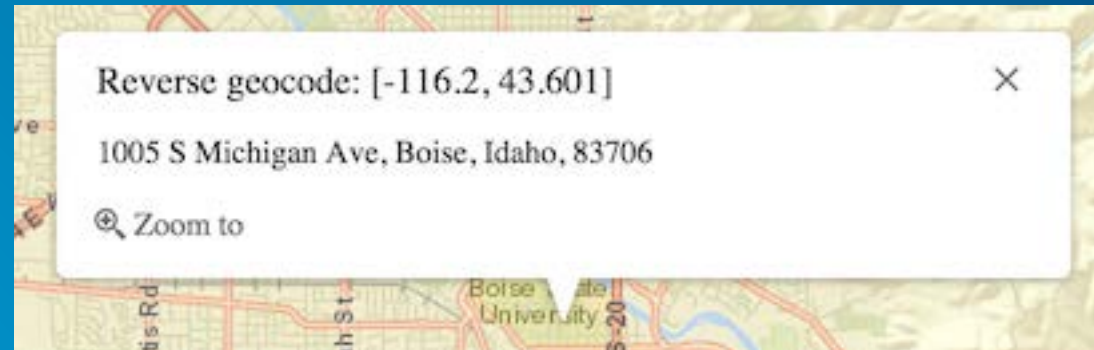
```
var content = "<b>Status</b>: ${STATUS}" +  
  "<br><b>Cummulative Gas</b>: ${CUMM_GAS} MCF" +  
  "<br><b>Total Acres</b>: ${APPROXACRE}" +  
  "<br><b>Avg. Field Depth</b>: ${AVG_DEPTH} meters";  
var infoTemplate = new InfoTemplate("${FIELD_NAME}", content);
```

Defining Popup Content: PopupTemplate


- Extends InfoTemplate
 - Title
 - Description
 - Media
 - Display Attachments

```
var template = new PopupTemplate({
  title: "Parcel Photos",
  mediaInfos: [{
    "title": "",
    "caption": "",
    "type": "image",
    "value": {
      "sourceURL": "{link}",
      "linkURL": "{link}"
    }
  }
  ]
});
```

Popups at 4.0!



HANDS-ON



ESRI
**DEV
SUMMIT**

March 10-13 | Palm Springs, CA

#DEVSUMMIT