

2013 Esri Europe, Middle East, and Africa User Conference

October 23-25 | Munich, Germany

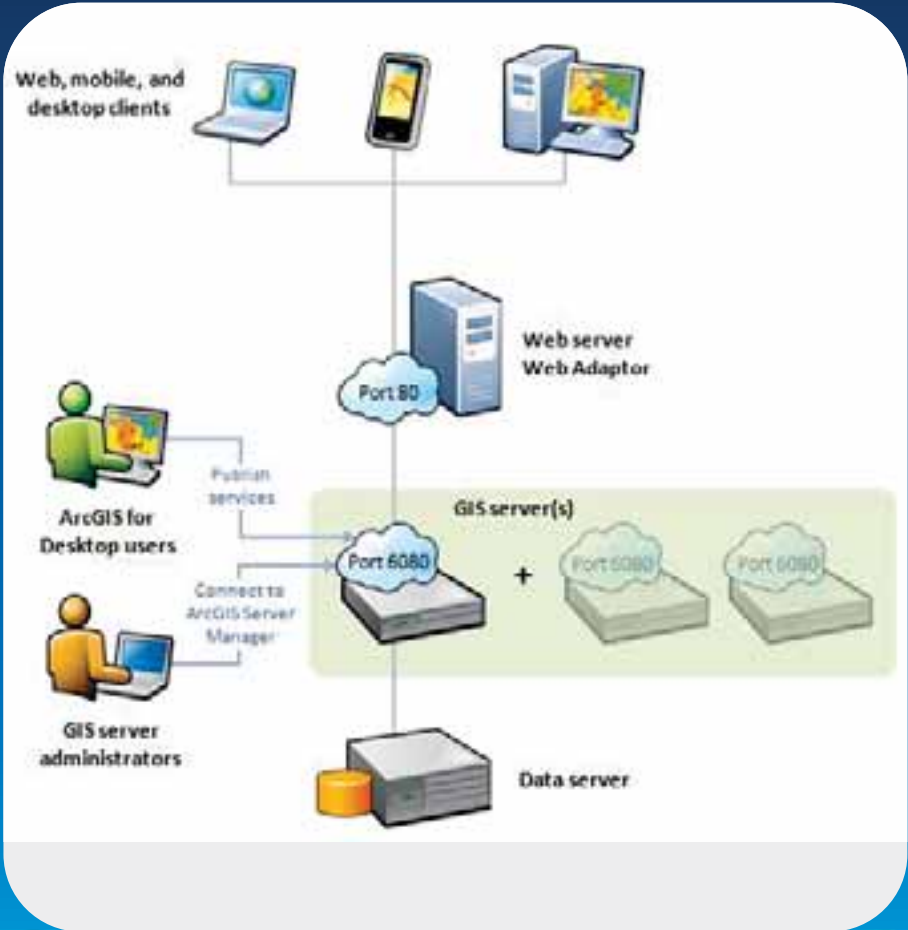


Migration nach 10.2 – Server

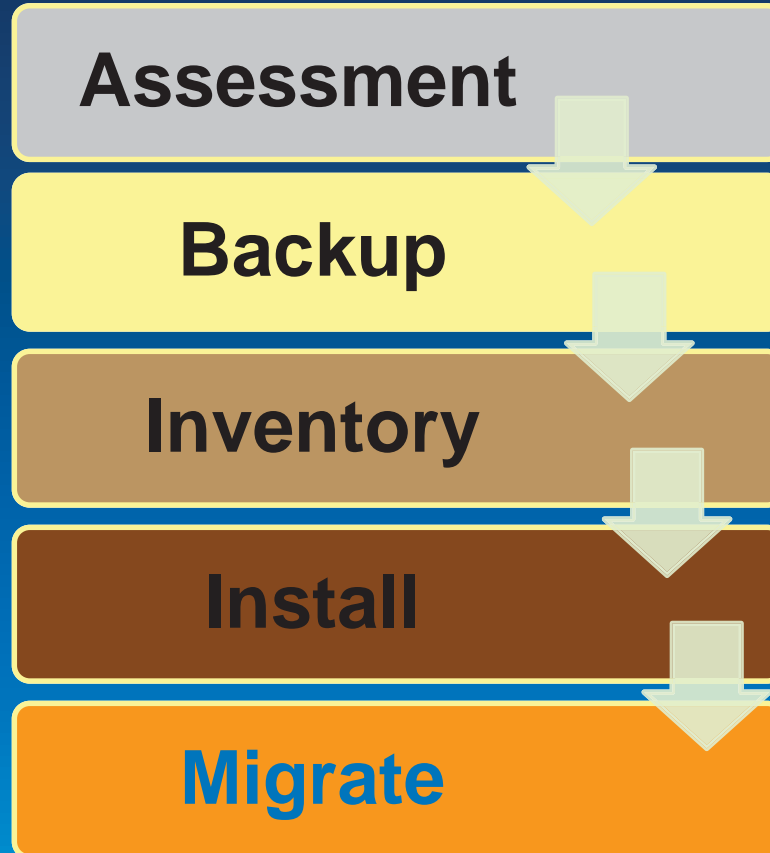
Dr. Markus Hoffmann



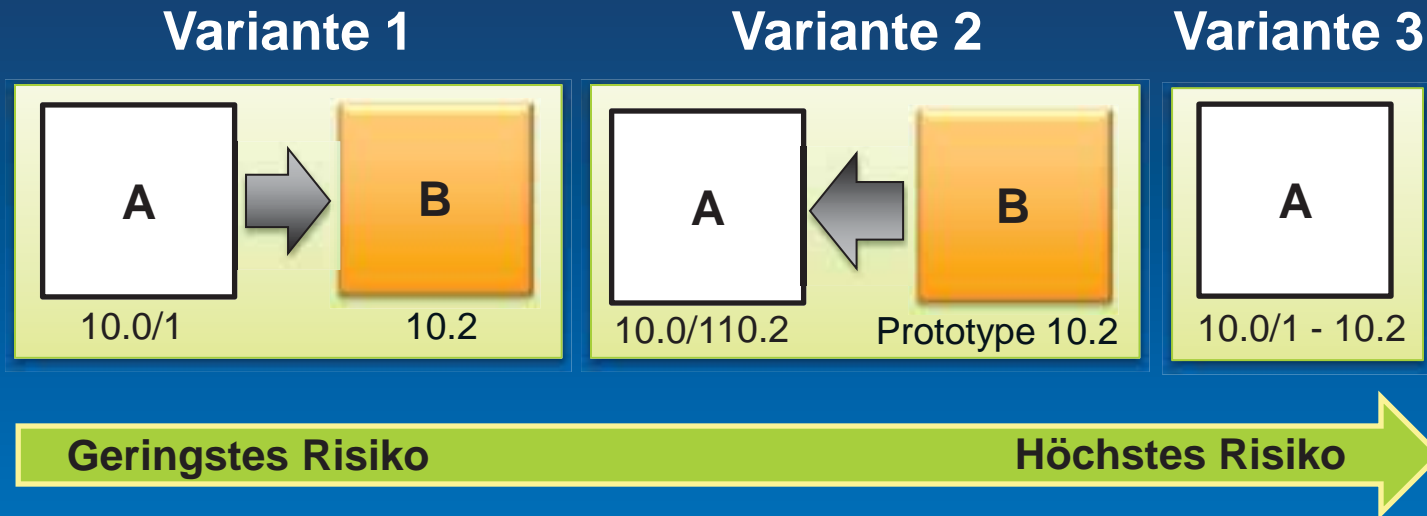
ArcGIS Server 10.1 & 10.2



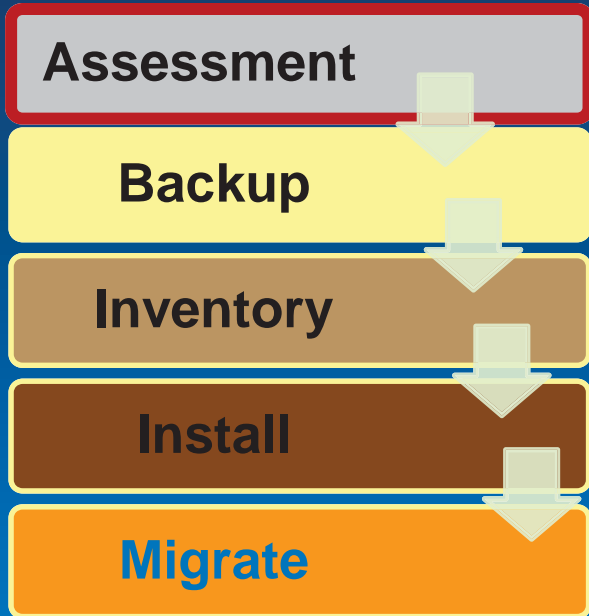
Migration ArcGIS Server



Migration ArcGIS Server



Migration pre ArcGIS Server 10.1



- **Systemanforderungen**

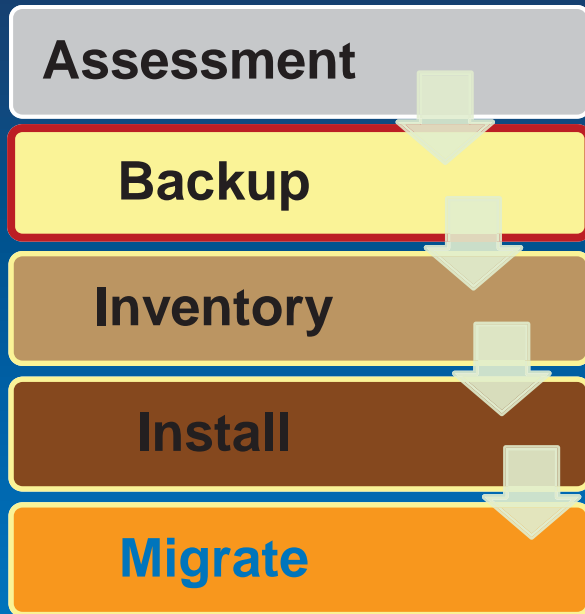
- > Entwicklungsrechner – minimal RAM

- > 10.0 2 GB

- > 10.1 & 10.2 4 GB

- **Lizenzierung**

Migration pre ArcGIS Server 10.1



- **Vollbackup des Hosts**

- **Sicherungskopien Konfigurationsdateien**

- > Serververzeichnis

- > \Support\Instance.log

- > \server\system\Server.dat

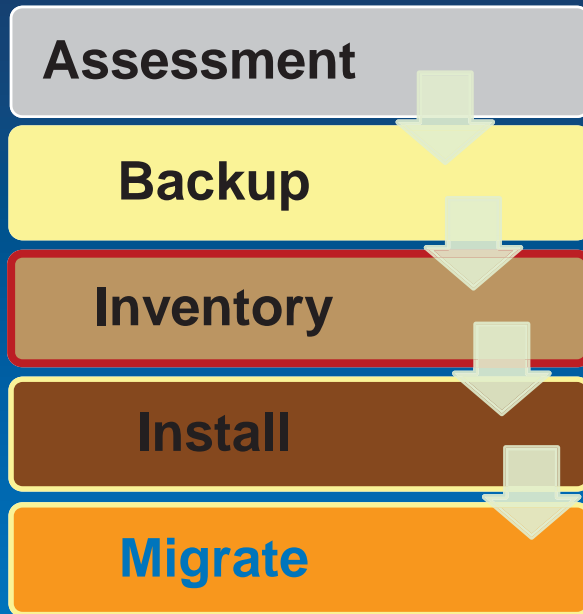
- > \server\system\ServerTypes.dat

- > \server\user\cfg

- > IIS

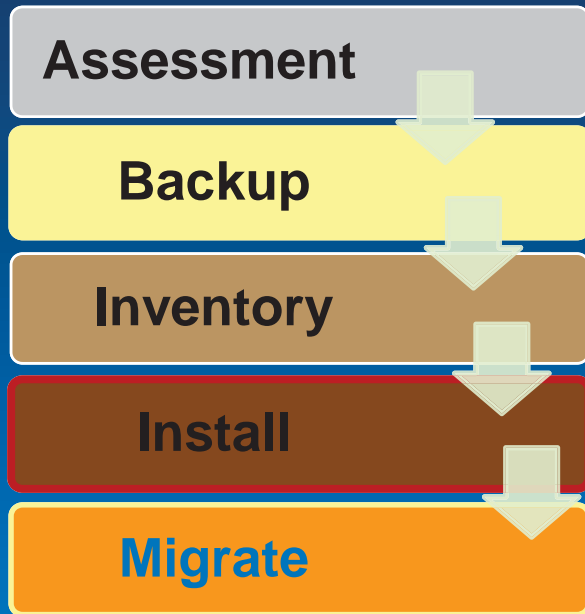
- > ArcGIS\Services\web.config

Migration pre ArcGIS Server 10.1



- ArcGIS Produkte und Versionen
- Liste aller Client-Anwendungen
- Aktuelle Services
 - > Serviceeigenschaften
- Sicherheitskonfiguration

Migration pre ArcGIS Server 10.1



- **Deinstallation**
- **Installation Server & WebAdaptor**
- **Konfiguration**
 - > Siteerstellung
 - > Registrierung WebAdaptor

Migration pre ArcGIS Server 10.1

- Datenquellen registrieren
- Dienste veröffentlichen

Assessment

Backup

Inventory

Install

Migrate

Migration ArcGIS Server 10.1

- Vollbackup des Hosts
- ArcGIS 10.2 Setup erkennt 10.1 (incl. SP1)
 - Upgrade der Installation
 - Einstellungen und Autorisierung bleiben erhalten

Test und Planung des Produktivstarts

Ressourcen

- ArcGIS Hilfe - Migration zu ArcGIS 10.2
<http://resources.arcgis.com/de/help/main/10.2/index.html#/na/0154000002p0000000/>
- Training
 - ArcGIS for Server: Migration auf ArcGIS 10.1
- Architekturspezifisches Consulting
 - Email an consulting@esri.de