

NC School Risk and Response Management System

School Risk Management Plan

School Emergency Response Application

School Risk Management Plan

The screenshot shows the North Carolina School Risk Management Plan web application. At the top, there is a blue header with the North Carolina state logo, the text "North Carolina School Risk Management Plan" with a "beta" badge, and user information "GTM UserC" with a "User Feedback" link. Below the header is a grey bar with a "Current Plan" dropdown menu. The main content area features a navigation bar with five tabs: "Home", "Profile", "Crisis Management", "Response / Procedures", and "Submit for Review / Publish". The "Profile" tab is selected and circled in red. To the left of the main content is a "Table of Contents" sidebar with a legend for "Not Started" (red dot), "In Progress" (yellow dot), and "Complete" (green dot). The sidebar lists various sections, with "Profile" and its sub-items (Plan Introduction, Concept of Operations, Assignment of Responsibilities, Plan Contributors, Special Needs, School Profile, Directions, Campus, Community, Contact Information, Safety Planning) all marked as "Complete". The main content area displays the "Profile" section, which includes a description: "This section allows you to enter information pertaining to your school including contacts, asset points, and safety information." Below this is a list of links for each sub-section: Plan Introduction, Concept of Operations, Assignment of Responsibilities, Plan Contributors, School Profile, Special Needs, Directions, Campus, Community, Contact Information, Safety Planning, General Safety Information, Emergency Supplies Location, Staff and Students, General Safety Procedures and Policies, School Efforts to Mitigate Violence, Safety Procedures, Drills, Safe Arrival/Departure Procedures, and Visitors. At the bottom of the page, there are navigation buttons: "Previous", "Overall 100% Complete", "Section 100% Complete", and "Next".



t

School Risk Management Plan

- School Administrators enter data to support the creating of an emergency response plan for their school.
- Assets are located and displayed spatially throughout the school.
- Response procedures are detailed for each hazard or threat.
- Hazards are categorized by Accidental, Intentional, and Natural.
- Plan is digital and is maintained and updated by School Administrators.

Draft

School Emergency Response Application

 School Risk Management - Emergency Response GTM UserC 

New Hanover High School

Profile

New Hanover High School
1307 Market St, Wilmington, NC

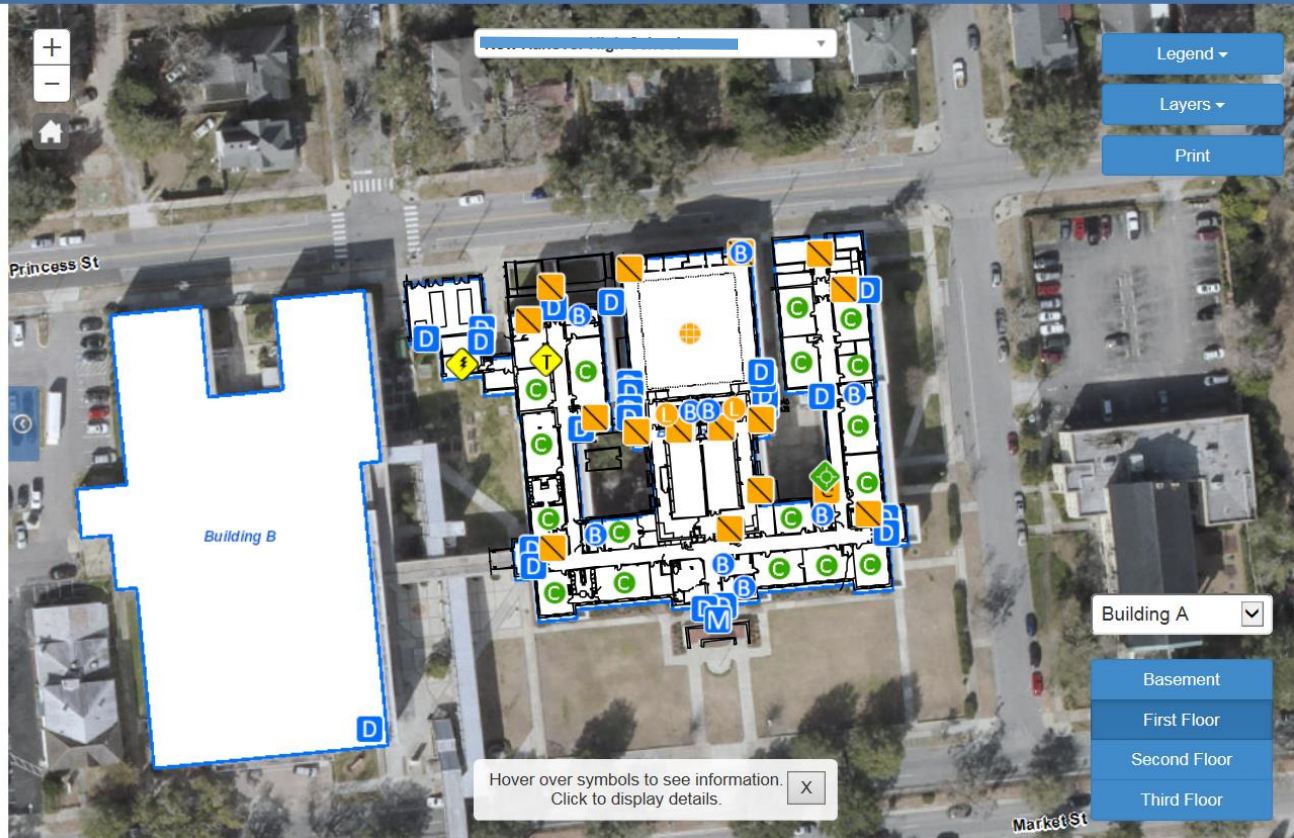
- + School Profile
- + [Principal James McAdams](#)
- + Assistant Principal Don Cummings
- + Assistant Principal Erin Lee
- + Assistant Principal Rob Morgan
- + Assistant Principal David Bittner

Directions

Buildings

Response / Procedures

This plan has been submitted for review. Data may not be final.



Princess St

Market St

Building A

- Basement
- First Floor
- Second Floor
- Third Floor

Legend

Layers

Print

Hover over symbols to see information. Click to display details. X

School Emergency Response Application

- First Responders and Law Enforcement are allowed access to schools within their assigned jurisdiction.
- Response procedures for the school are made available.
- Assets throughout the school are displayed on a detailed map of the school campus.
- Floor plans are available for viewing.

Draft