



# DEVELOPER SUMMIT

March 10–13




# Making Your Popups Pop

Kelly Hutchins and Heather Gonzago

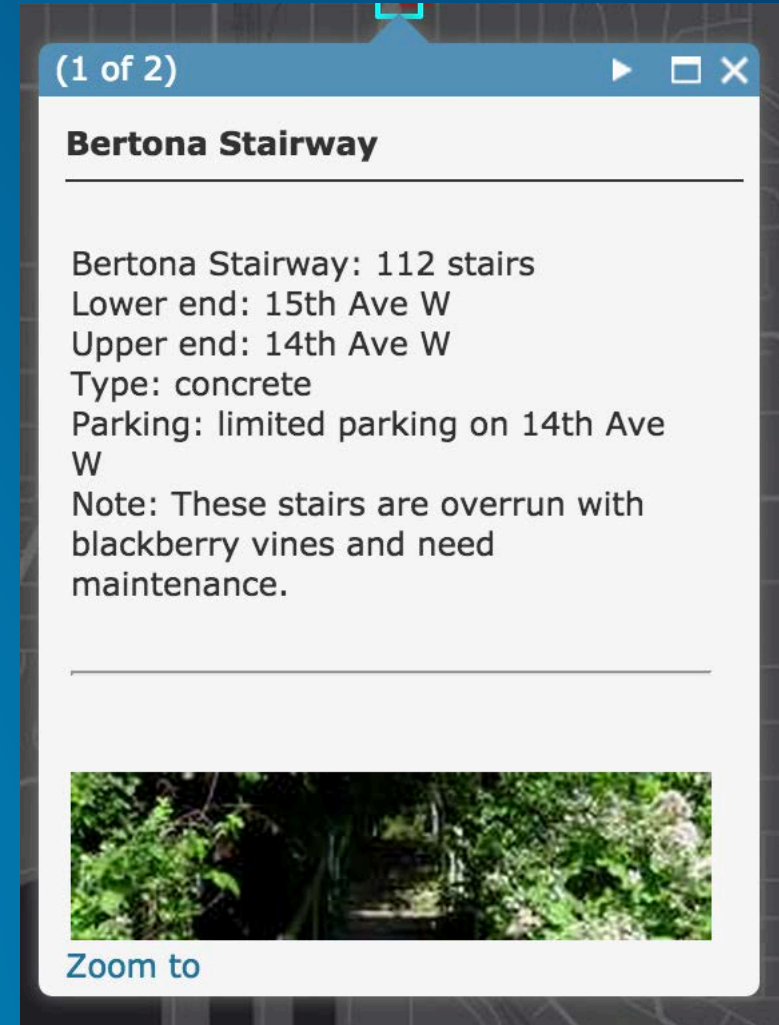
# Info Window

- Info Window



# Popup

- Provides additional capabilities
  - Navigate through selection
  - Zoom and highlight selected feature
  - Maximize the info window




(1 of 2) ▶ □ ×

### Bertona Stairway

---

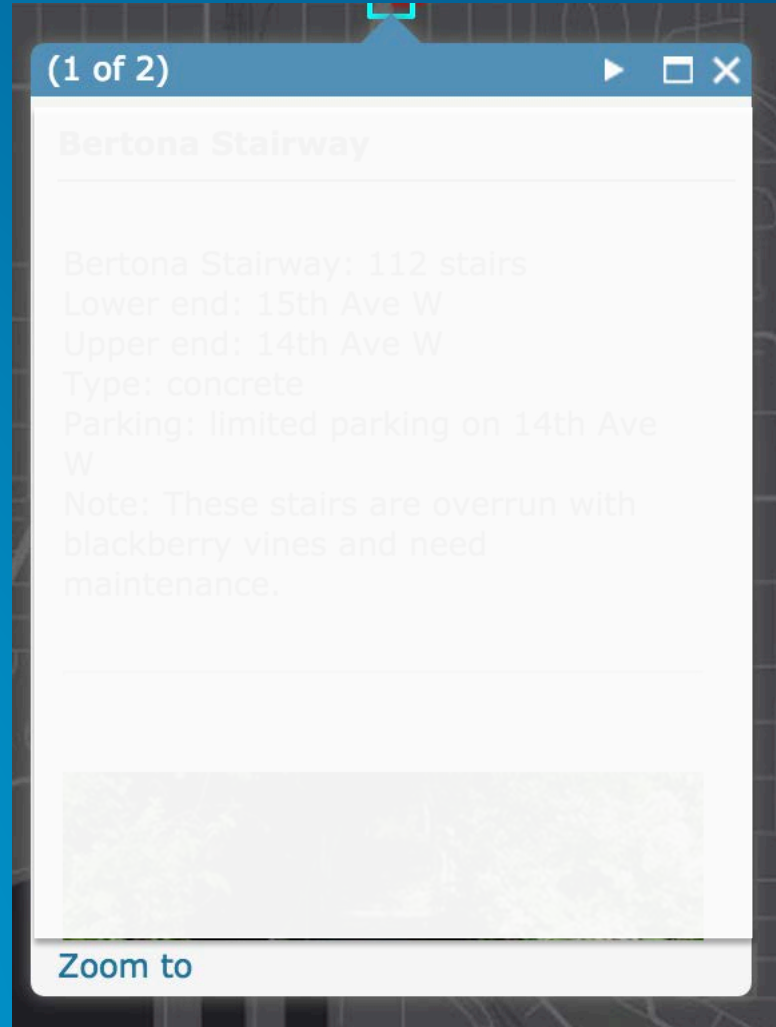
Bertona Stairway: 112 stairs  
Lower end: 15th Ave W  
Upper end: 14th Ave W  
Type: concrete  
Parking: limited parking on 14th Ave W  
Note: These stairs are overrun with blackberry vines and need maintenance.

---

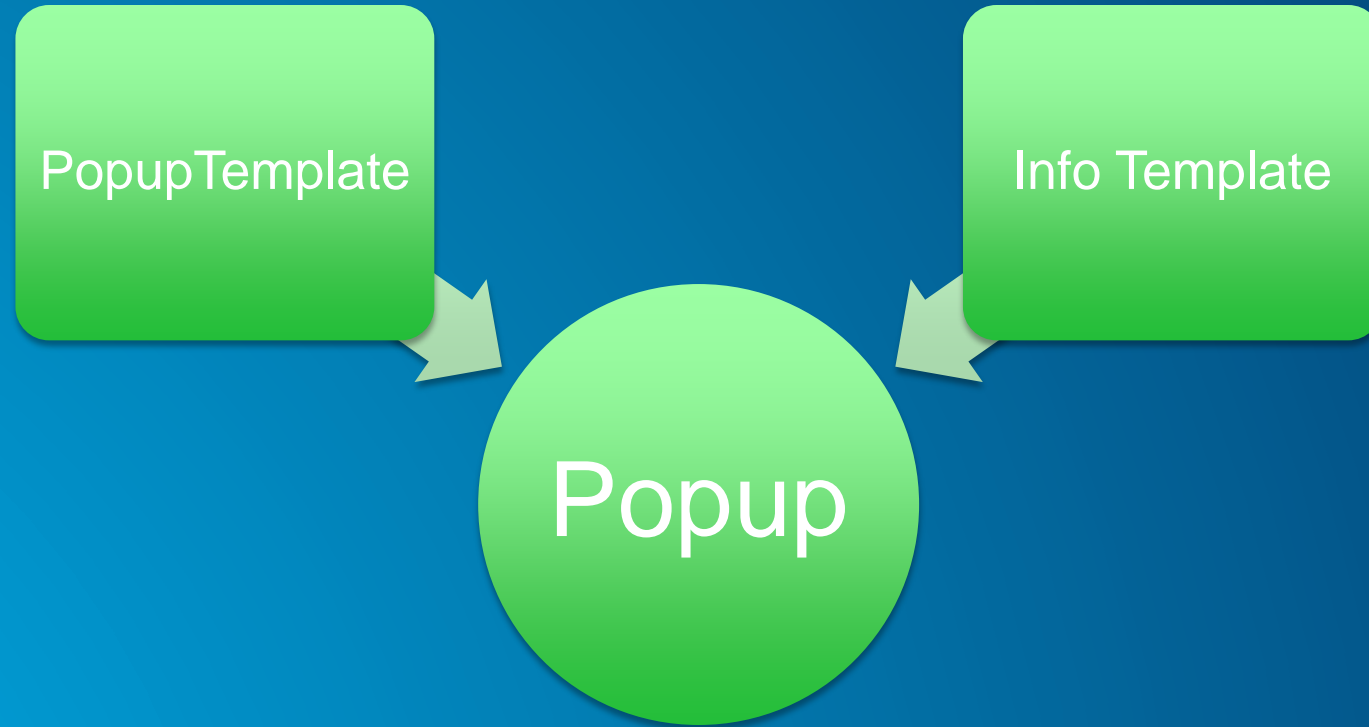


Zoom to

# Popup + Template



# Templates



## Defining popup content – InfoTemplate

- Define title and content

```
var content = "<b>Status</b>: ${STATUS}" +  
  "<br><b>Cummulative Gas</b>: ${CUMM_GAS} MCF" +  
  "<br><b>Total Acres</b>: ${APPROXACRE}" +  
  "<br><b>Avg. Field Depth</b>: ${AVG_DEPTH} meters";  
var infoTemplate = new InfoTemplate("${FIELD_NAME}", content);
```


# Defining Popup Content: PopupTemplate

- Extends InfoTemplate
  - Title
  - Description
  - Media
  - Display Attachments

```
var template = new PopupTemplate({
  title: "Parcel Photos",
  mediaInfos: [{
    "title": "",
    "caption": "",
    "type": "image",
    "value": {
      "sourceURL": "{link}",
      "linkURL": "{link}"
    }
  }
  ]
});
```



HANDS-ON



ESRI  
**DEV  
SUMMIT**

March 10-13 | Palm Springs, CA

#DEVSUMMIT