

Economic Recovery Efforts and Social Equity

Sean Moulton

February, 17 2010

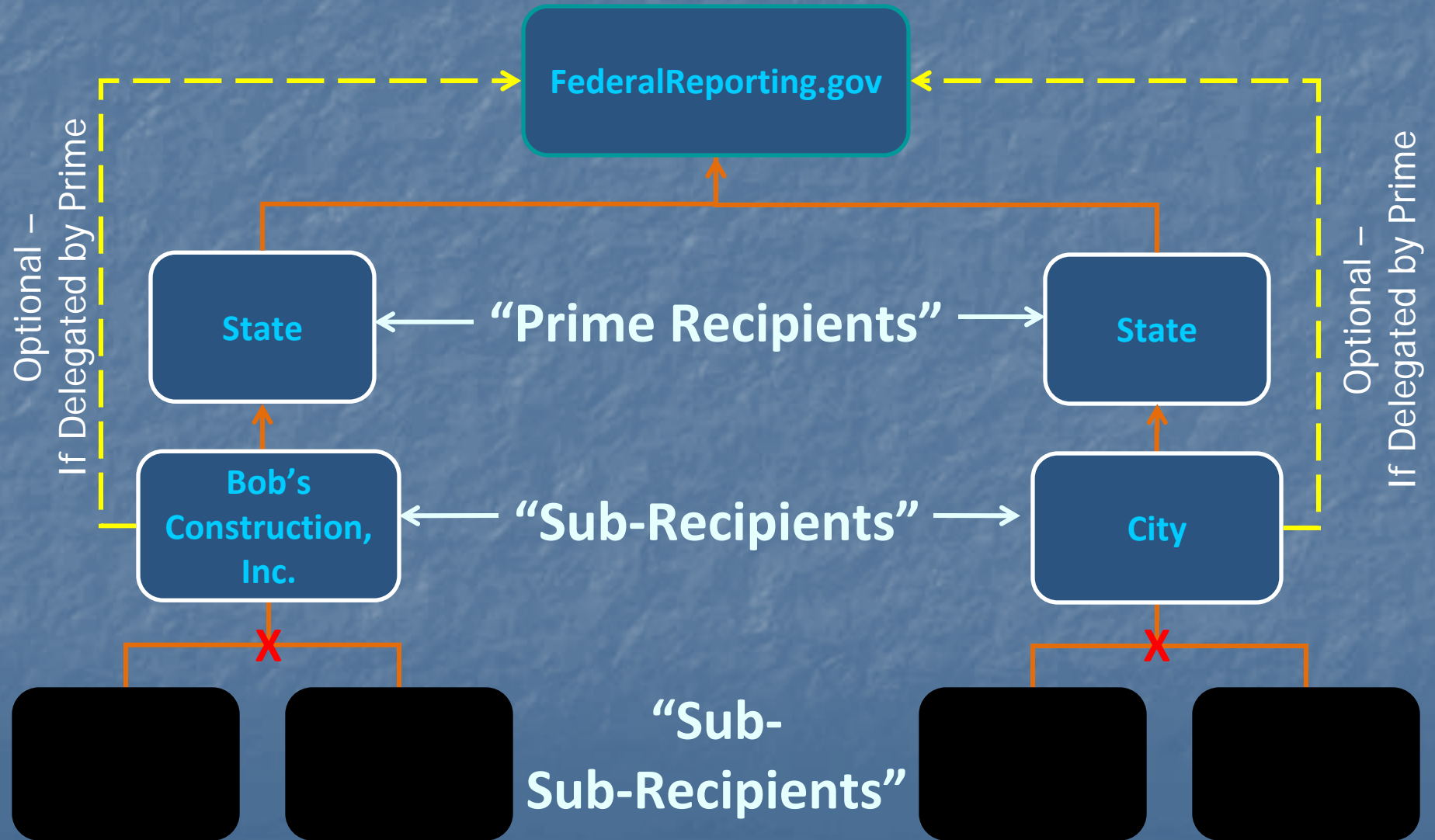


1742 Connecticut Ave., N.W.
Washington, D.C. 20009
(202) 234-8494

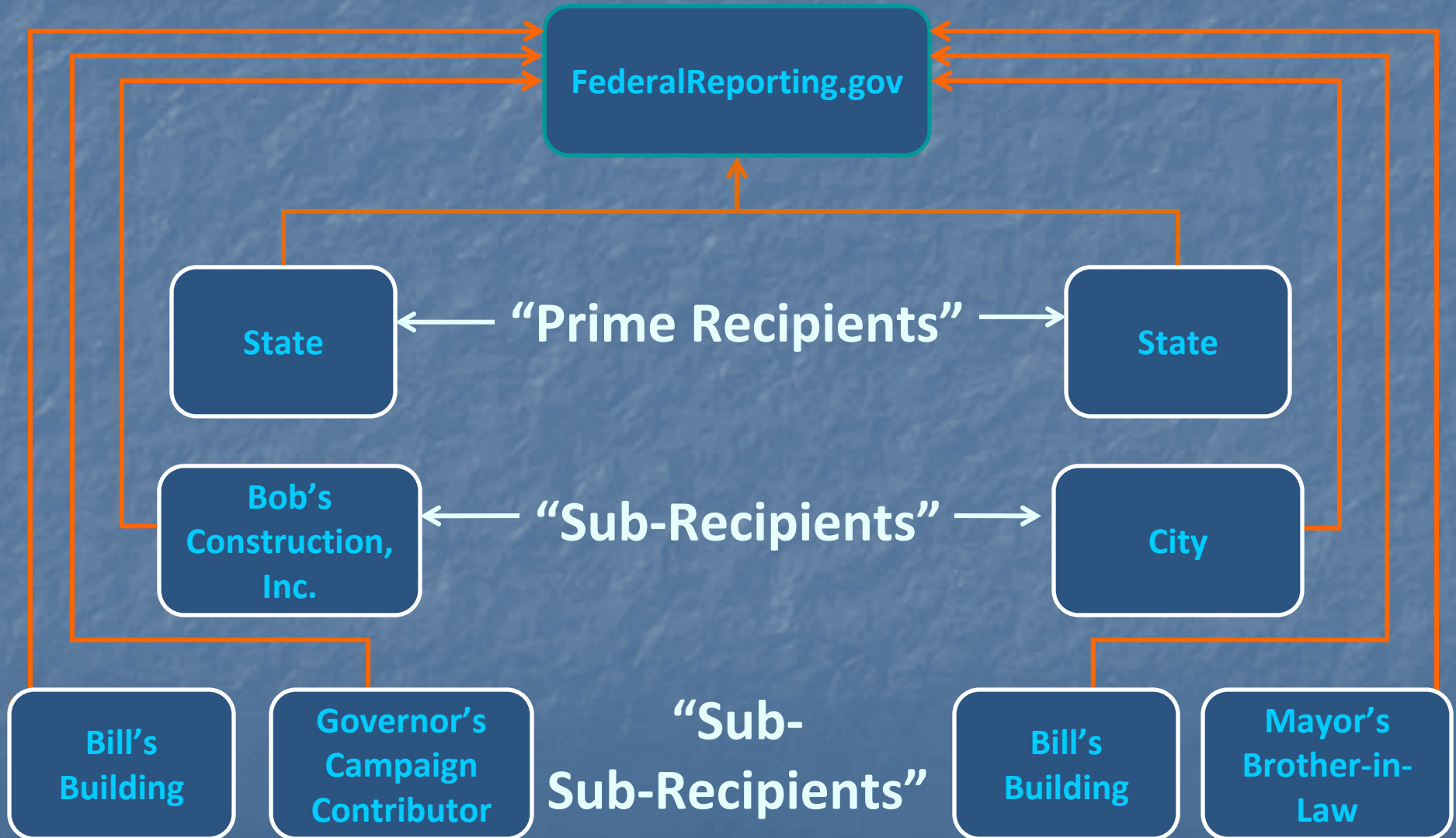
Recovery Act & Social Equity: Three Weaknesses

- **Reporting** – Not everyone receiving Recovery Act funds will be reporting to FederalReporting.gov
- **Data Quality** – A host of problems may vitiate the value of the data
- **Data Collection** – Minimal to no performance or equity data being collected

Who Is Reporting? Recovery Act Guidance



Reporting Requirements: An Alternative Approach



Data Quality Issues?

- Accuracy of Data Reported
 - Are the figures correct (e.g., jobs, CDs)
- Normalizing Data
 - Association, Assn, Assoc, etc.
- Compliance with Reporting Requirements
 - Will those who are supposed to report doing so?
 - Are all the data elements completed?
- Reconciling Data
 - Do recipient reports reconcile with Treasury Account data

What Content Is Missing from Recipient Reports?

- Needs Data

- Is Money Going to Where the Need Is?

- Jobs Data

- Estimates or Real Data: Definitions
- Related Data: Wages, Benefits, Demographics

- Performance Data

- Benchmarks & Data to Assess Whether Those Benchmarks Have Been Reached

Equity Implications

- If the ultimate recipient isn't known, there is no way to know how federal funds were used.
- If data quality isn't improved, the value of the database is vitiated.
- If the right data is not collected, we will never know about equity impact.
- If there is no enforcement, then equity issues may take a second seat to other concerns.

An Upcoming Opportunity

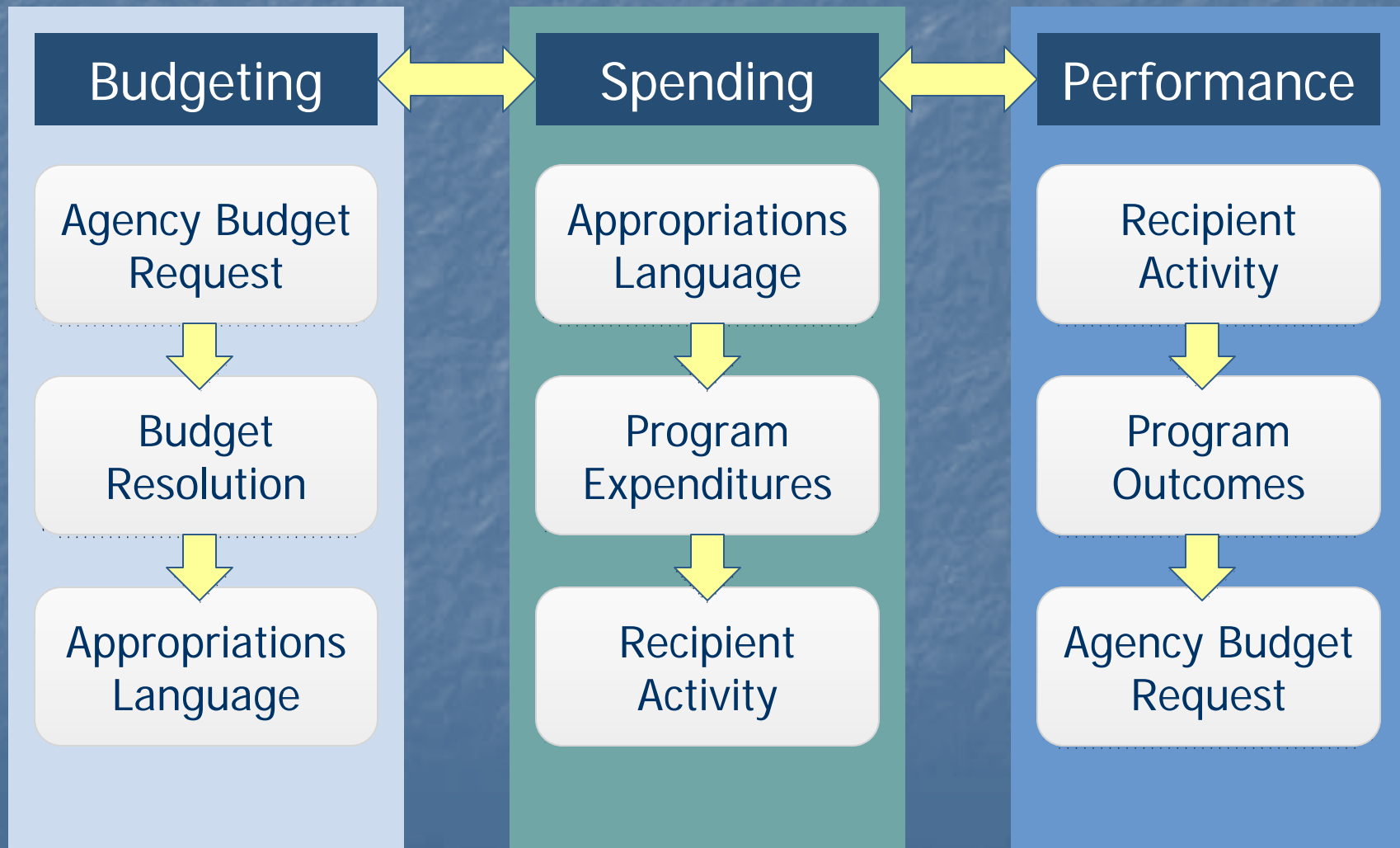
From 12/8/09 Open Government Directive

By April 7, 2010, OMB will issue guidance on “a longer-term comprehensive strategy for Federal spending transparency...”

Seizing the New Opportunity for Fiscal Accountability & Social Equity

What We Need to See

The Three Paths of Federal Spending



What We Need to See

Example: Spending Path Details

Spending

Appropriations

Approps Bill
Language

Tax Code
(Tax
Expenditures)

Lobbying
Disclosure
Documents

Program

Program IDs

Treasury Data

Contracts
(information
and text)

Recipient

Entity IDs

Spending
Data

Performance
Data

Building on Recovery Act: A New Reporting and Transparency System

REGISTRATION

- Potential recipients & sub-recipients must register.
- An organizational ID for entity & parent is established & used throughout government.

Central Contractor Registry

Treasury writes check & reports data

Spending Data

FEDERAL AWARD



Agency gives Grant, Contract, etc.

1st Tier Recipient



All recipients report spending & performance data directly

Agency/Program Performance Measures

2nd Tier Sub-Recipient



3rd Tier Sub-Recipient



Universal Indicators (e.g., jobs)

Machine Readable Formats for Developers



Legend

- Funding
- Reporting Data
- Public Access

**How this
Reporting/Transparency
Model Could be Used**



GOVERNOR O'MALLEY'S STATESTAT

[Problem Solver](#) | [Maryland.gov](#) | [Online Services](#) | [State Agencies](#) | [Phone Directory](#)

[Email Friend](#)

[print page](#)

[HOME](#)

[REPORTS](#)

[HISTORY](#)

[GOVERNOR](#)

[RECOVERY](#)

Stimulus Statistics

Map Last Updated: 11/19/09

[Overall Stimulus](#)

[Health](#)

[Family Safety Net](#)

[Education](#)

[Transportation](#)

[Energy](#)

[Housing](#)

[Environment](#)

[Workforce](#)

[Public Safety](#)

[Other](#)

Find Your Address:

[GO](#)

[STATEWIDE](#)

☐ Show Individual Projects on Map

[Help](#)



WEST VIRGINIA

PENNSYLVANIA

NEW JERSEY

DELAWARE



Overall Stimulus

[Statewide]

(Hover mouse over chart or map for individual values.)



EXPENDITURE

NEED

[Submit Feedback](#) | [Contact the Office](#) | [Accessibility](#) | [Privacy Notice](#) | [Terms of Use](#)

Jeffrey Building, 4th Floor, 16 Francis St. - Annapolis, MD 21401 - (410) 974-3901



GOVERNOR O'MALLEY'S STATESTAT

[Problem Solver](#) | [Maryland.gov](#) | [Online Services](#) | [State Agencies](#) | [Phone Directory](#)

Search

[Email Friend](#) [print page](#)

[HOME](#) [REPORTS](#) [HISTORY](#) [GOVERNOR](#) [RECOVERY](#)

Stimulus Statistics

Map Last Updated: 11/19/09

[Overall Stimulus](#) [Health](#) [Family Safety Net](#) [Education](#) [Transportation](#) [Energy](#) [Housing](#) [Environment](#) [Workforce](#) [Public Safety](#) [Other](#)

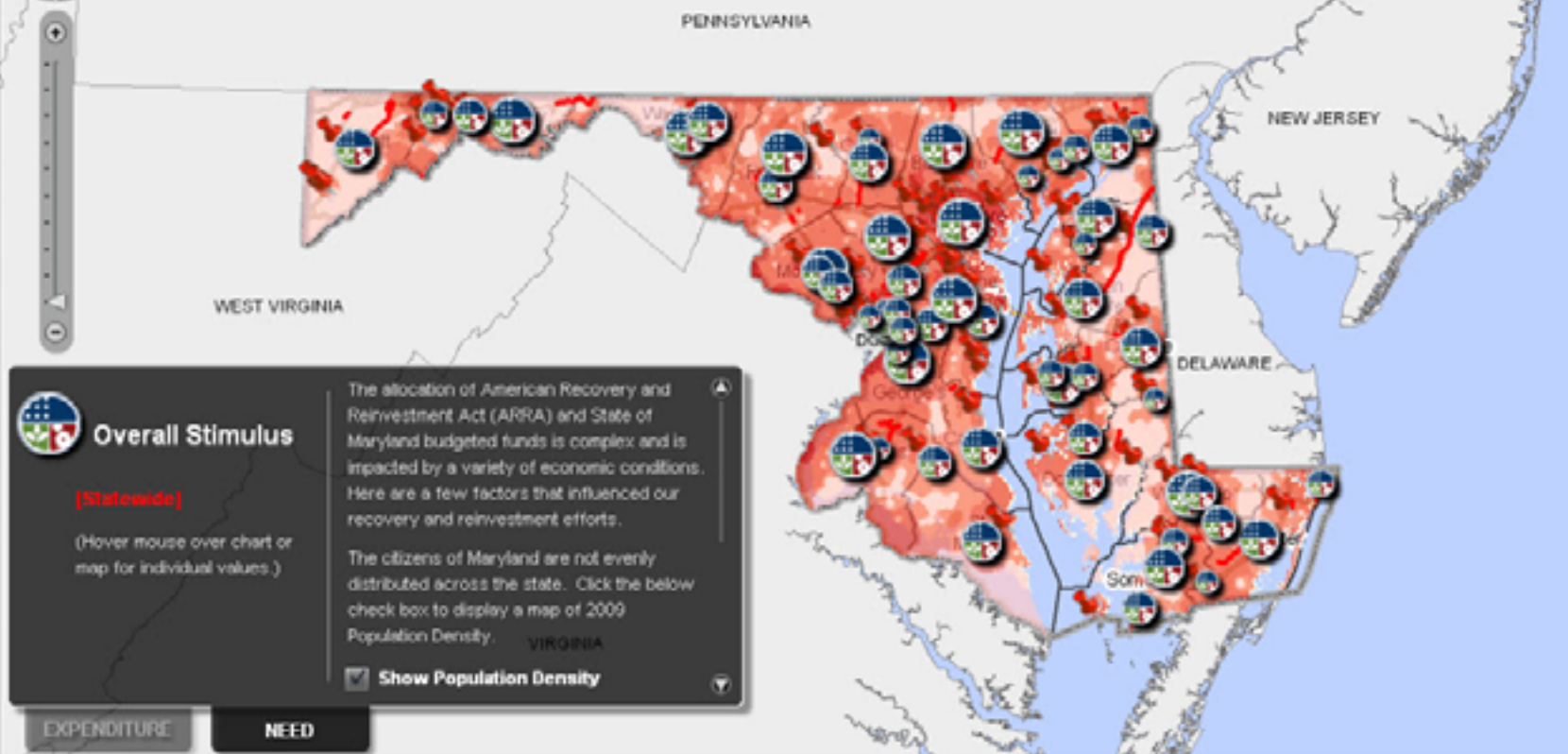
Find Your Address:

GO

STATEWIDE

☐ Show Individual Projects on Map

Help



[Submit Feedback](#) | [Contact the Office](#) | [Accessibility](#) | [Privacy Notice](#) | [Terms of Use](#)

Jeffrey Building, 4th Floor, 16 Francis St. - Annapolis, MD 21401 - (410) 974-3901



GOVERNOR O'MALLEY'S STATESTAT

[Problem Solver](#) | [Maryland.gov](#) | [Online Services](#) | [State Agencies](#) | [Phone Directory](#)

Search

[Email Friend](#)

[print page](#)

[HOME](#)

[REPORTS](#)

[HISTORY](#)

[GOVERNOR](#)

[RECOVERY](#)

Stimulus Statistics

Map Last Updated: 11/19/09

[Overall Stimulus](#)

[Health](#)

[Family Safety Net](#)

[Education](#)

[Transportation](#)

[Energy](#)

[Housing](#)

[Environment](#)

[Workforce](#)

[Public Safety](#)

[Other](#)

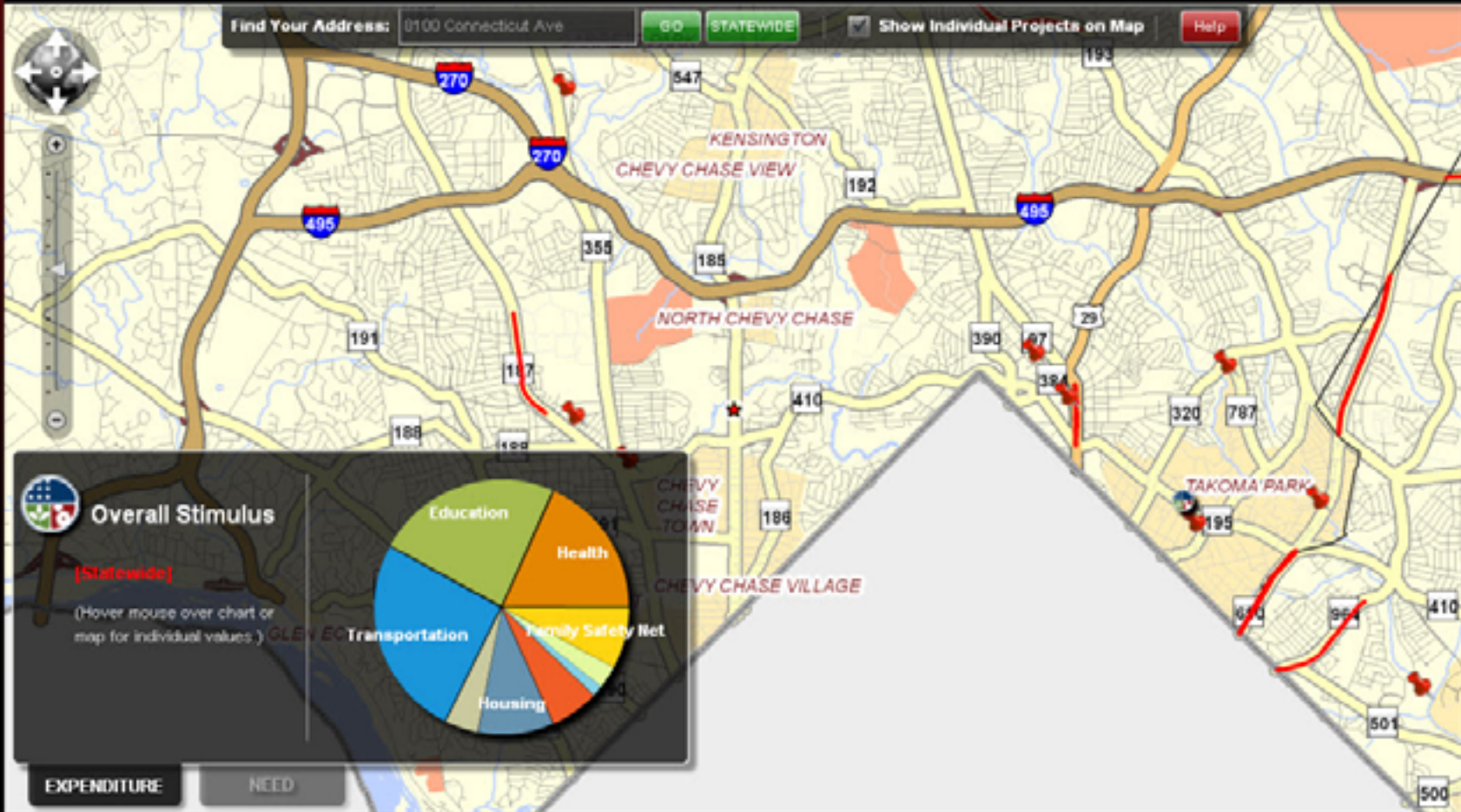
Find Your Address: 0100 Connecticut Ave

[GO](#)

[STATEWIDE](#)

☐ Show Individual Projects on Map

[Help](#)



[Submit Feedback](#) | [Contact the Office](#) | [Accessibility](#) | [Privacy Notice](#) | [Terms of Use](#)

Jeffrey Building, 4th Floor, 16 Francis St. - Annapolis, MD 21401 - (410) 974-3901



GOVERNOR O'MALLEY'S STATESTAT

[Problem Solver](#) | [Maryland.gov](#) | [Online Services](#) | [State Agencies](#) | [Phone Directory](#)

Search

[Email Friend](#) [print page](#)

[HOME](#) [REPORTS](#) [HISTORY](#) [GOVERNOR](#) [RECOVERY](#)

Stimulus Statistics

Map Last Updated: 11/19/09

[Overall Stimulus](#) [Health](#) [Family Safety Net](#) [Education](#) [Transportation](#) [Energy](#) [Housing](#) [Environment](#) [Workforce](#) [Public Safety](#) [Other](#)

Find Your Address: 0100 Connecticut Ave

GO

STATEWIDE

☐ Show Individual Projects on Map

Help



Transportation

[Statewide]

(Hover mouse over chart or map for individual values.)

MDOT is chartered to address and in which ARRA and State funds are applied. One such issue is that of providing mobility choices for the efficient movement of people and goods. To further understand this issue and need, please click the below check box to display a map showing the percentage of people without vehicles and hence the need for access to public and mass transit.

☒ % Population Without a Vehicle

EXPENDITURE

FACTS

NEED

PERFORMANCE

[Submit Feedback](#) | [Contact the Office](#) | [Accessibility](#) | [Privacy Notice](#) | [Terms of Use](#)

Jeffrey Building, 4th Floor, 16 Francis St. - Annapolis, MD 21401 - (410) 974-3901