

Illustrating the Montana Reservation Economic Analysis Project (REAP) using ArcGIS Online



Census & Economic Information Center (CEIC)
Department of Commerce

29-c-10-12

Geographers Division. A planimeter.

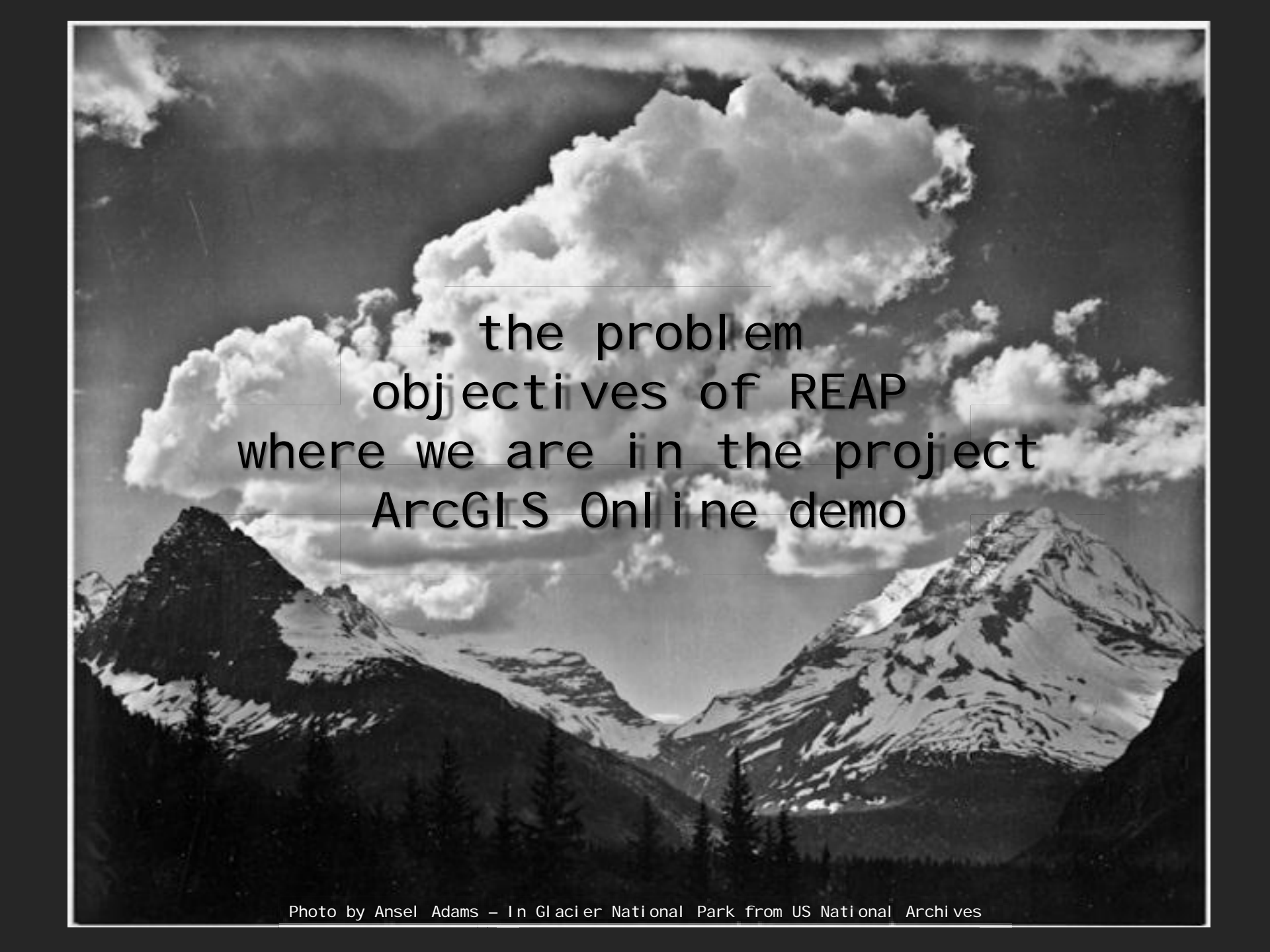
Geographers Division, a Planimeter 1940-1941

what is CEIC?

(Census & Economic Information Center)

what is REAP?

(Reservation Economic Analysis Project)



the problem
objectives of REAP
where we are in the project
ArcGIS Online demo

the problem





MONETARY CONTRIBUTIONS OF RESERVATIONS TO THE STATE OF MONTANA


Prepared by:

Eleanor YellowRobe
Bureau of Business and Economic Research
The University of Montana

Submitted to:

State Tribal Economic Development Commission
Montana Department of Commerce
Contract #06-SI-0037

November 2007



collect valid economic and business statistics to populate models





verification of data

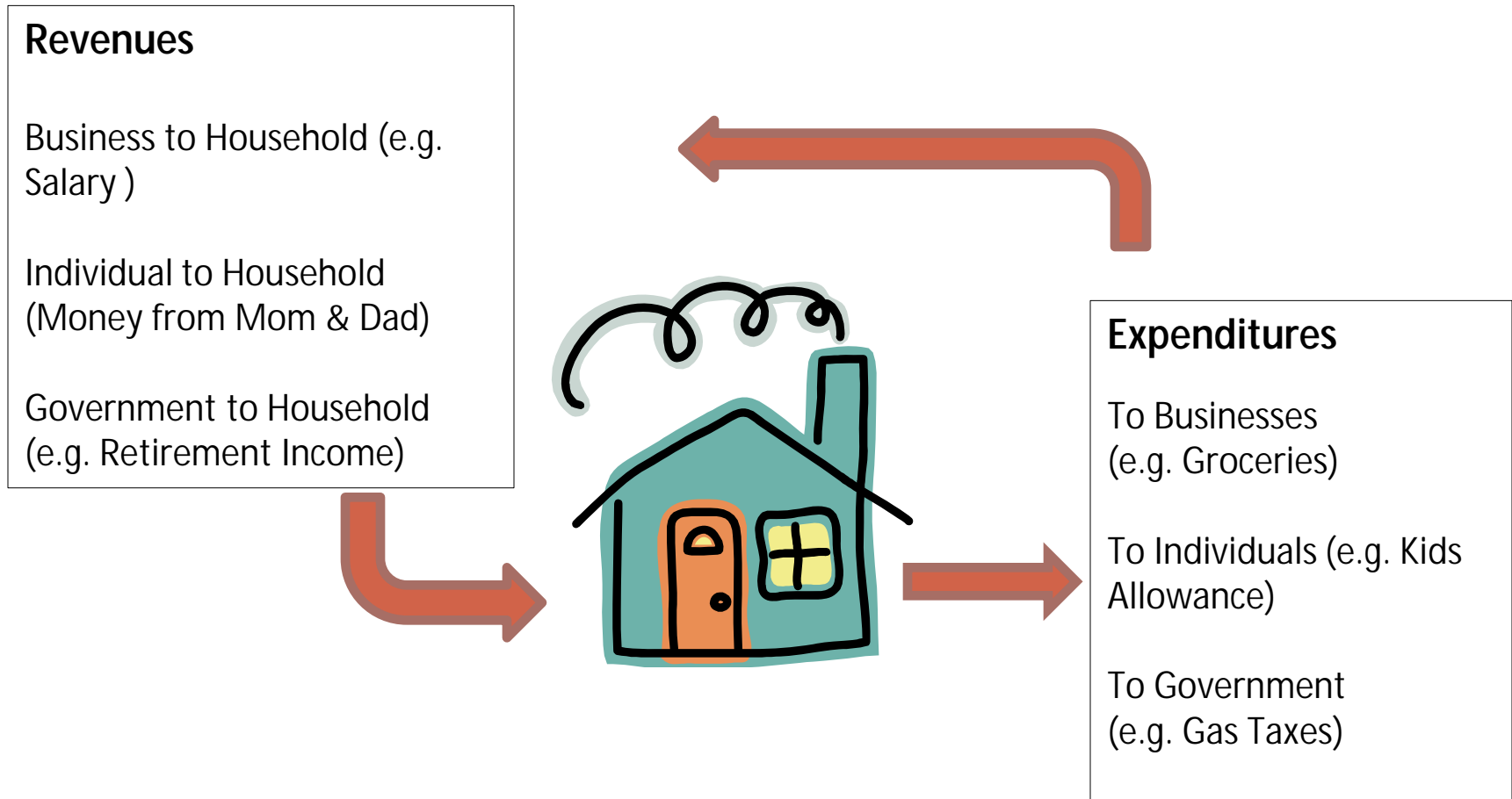
29-C-1A-17

Review Section in machine tabulation division. All work is checked before transfer to subject divisions. (Slide 52)

IMPLAN models

Sector	Description	Direct	Indirect	Induced	Total
0	Total	\$40,000,000	\$11,576,860	\$9,083,175	\$60,660,040
4	Manufacturing	\$40,000,000	\$5,768,180	\$478,915	\$46,247,100
1	Agriculture	\$0	\$106,020	\$17,459	\$124,207
2	Mining	\$0	\$1,780	\$1,607	\$3,387
3	Construction	\$0	\$149,339	\$63,936	\$213,275
5	TCPU	\$0	\$865,628	\$238,880	\$1,104,508
6	Trade	\$0	\$1,505,807	\$1,745,742	\$3,251,549
7	Service	\$0	\$3,004,137	\$6,416,306	\$9,500,523
8	Government	\$0	\$95,162	\$120,252	\$215,414

household economic model or budget




economic model

Revenues

Businesses
(e.g. Private Investment)

Individuals
(e.g. Purchases of Goods
and Services)

Government
(e.g. Federal Programs)



RESERVATION

- Tribal Government
- Other Public Sector Organizations
- Businesses
- Individuals



Expenditures

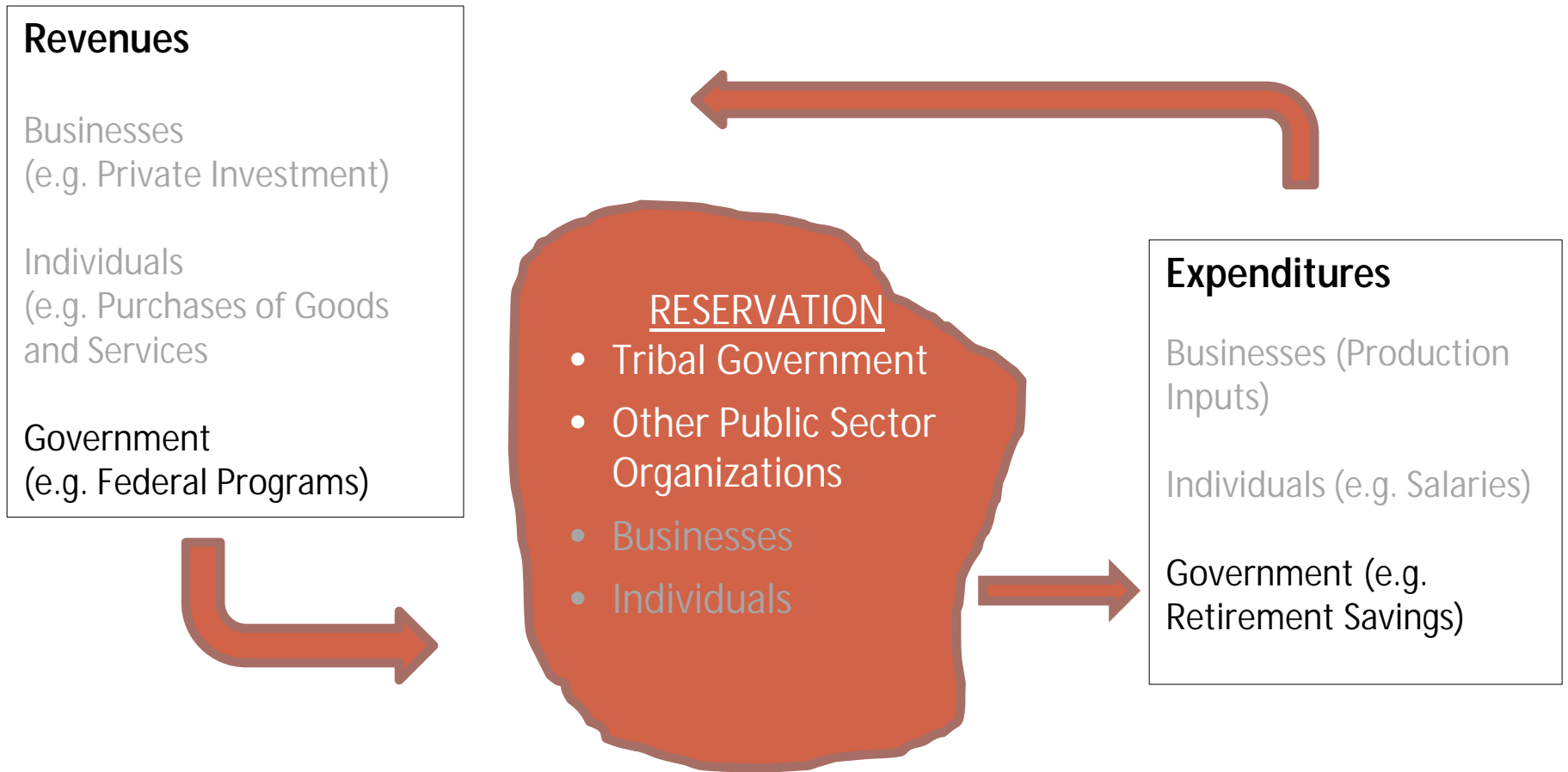
Businesses (Production
Inputs)

Individuals (e.g. Salaries)

Government (e.g.
Retirement Savings)



phase one: update contributions report data



update monetary contributions report

		Still Need - Provided by Other Org.	Need CERC	Info We Still Need that Can be Accessed by CERC Directly				
		Double Check To See if We Need	X-CERC	Info We Have - Accessed by CERC Directly				
		Info Received from Other Org.						
FORT BELKNAP RESERVATION								
ENTITY	2003	2004	2005	2006	2007	2008	2009	Notes
Fort Belknap Indian Community	X	X	X	X	X	X	X	
Fort Belknap Housing Authority	X	X	X	X	X	X	X	
Revolving Credit	X	X	Need	X	Need	Need	Need	
Credit Short Term	X	X	Need	X	Need	Need	Need	
Agency Limited Partnership	X	X	X	X	Need	X	X	
Southern Limited Partnership	X	X	X	X	Need	X	X	
Tax Credit Rehabilitation #2	NA	NA	NA	NA	X	X	X	
Tax Credit Limited Partnership #3	NA	NA	NA	NA	X	X	X	
Ft. Belknap Construction	X	X	X	Need	Need	Need	Need	
Ft. Belknap Utilities	X	X	X	Need	Need	Need	Need	
Little Rockies Meat Packing, Inc.	X	X	Need	Need	Need	Need	Need	
KDBIG Loan Program	X	X	Need	Need	Need	Need	Need	
Ft. Belknap Insurance	X	X	Need	Need	Need	Need	Need	
Fort Belknap Indian Community	X	X	X	X	X	X	X	Dept of Interior FOIA Request - Approved/Received
Fort Belknap College	X	X	X	X	X	X	X	Dept of Education FOIA Request
Harlem School District	X	X	X	X	X	X	X	MT Local Government Services Request
Hazel Lodgepole School District	X	X	X	X	X	X	X	MT Local Government Services Request
Dorbin School District	X	X	X	X	X	X	X	MT Local Government Services Request
Nata Public School	NA	X	X	X	X	X	X	MT Local Government Services Request
Indian Health Service	X	X	X	X	X	X	X	HS Letter of Request - Approved and received
Bureau of Indian Affairs	X	X	X	X	X	X	X	Letter of Request - Approved and received
Trust Payments	X	Need	Need	Need	Need	Need	Need	FOIA Request - Approved. Awaiting information.
Per capita	X	Need	Need	Need	Need	Need	Need	FOIA Request - Approved. Awaiting information.
TARP	X	X	X	X	X	X	X	MT Dept of Health and Human Services - Approved
Food Stamps	X	X	X	X	X	X	X	MT Dept of Health and Human Services - Approved
Social Security Income*	X	X-CERC	X-CERC	X-CERC	X-CERC	X-CERC	X-CERC	US Census Website Data
Supplemental Security Income*	X	X-CERC	X-CERC	X-CERC	X-CERC	X-CERC	X-CERC	US Census Website Data
Retirement Income*	X	X-CERC	X-CERC	X-CERC	X-CERC	X-CERC	X-CERC	US Census Website Data
Farm Income	NA	Need	Need	Need	Need	Need	Need	Request from FSA. Awaiting information.
Total Per Community	\$0	\$0	\$0	\$0	\$0	\$0	\$0	
	GOVT	STATE	VARIOUS	FOCUSARS	CARRIED			

Page 1



MONETARY CONTRIBUTIONS OF RESERVATIONS TO THE STATE OF MONTANA

Prepared by:

Glenn Yelland
Bureau of Business and Economic Research
The University of Montana

Submitted to:

State Tribal Economic Development Committee
Montana Department of Commerce
Contract #05-01-0037

November 2007



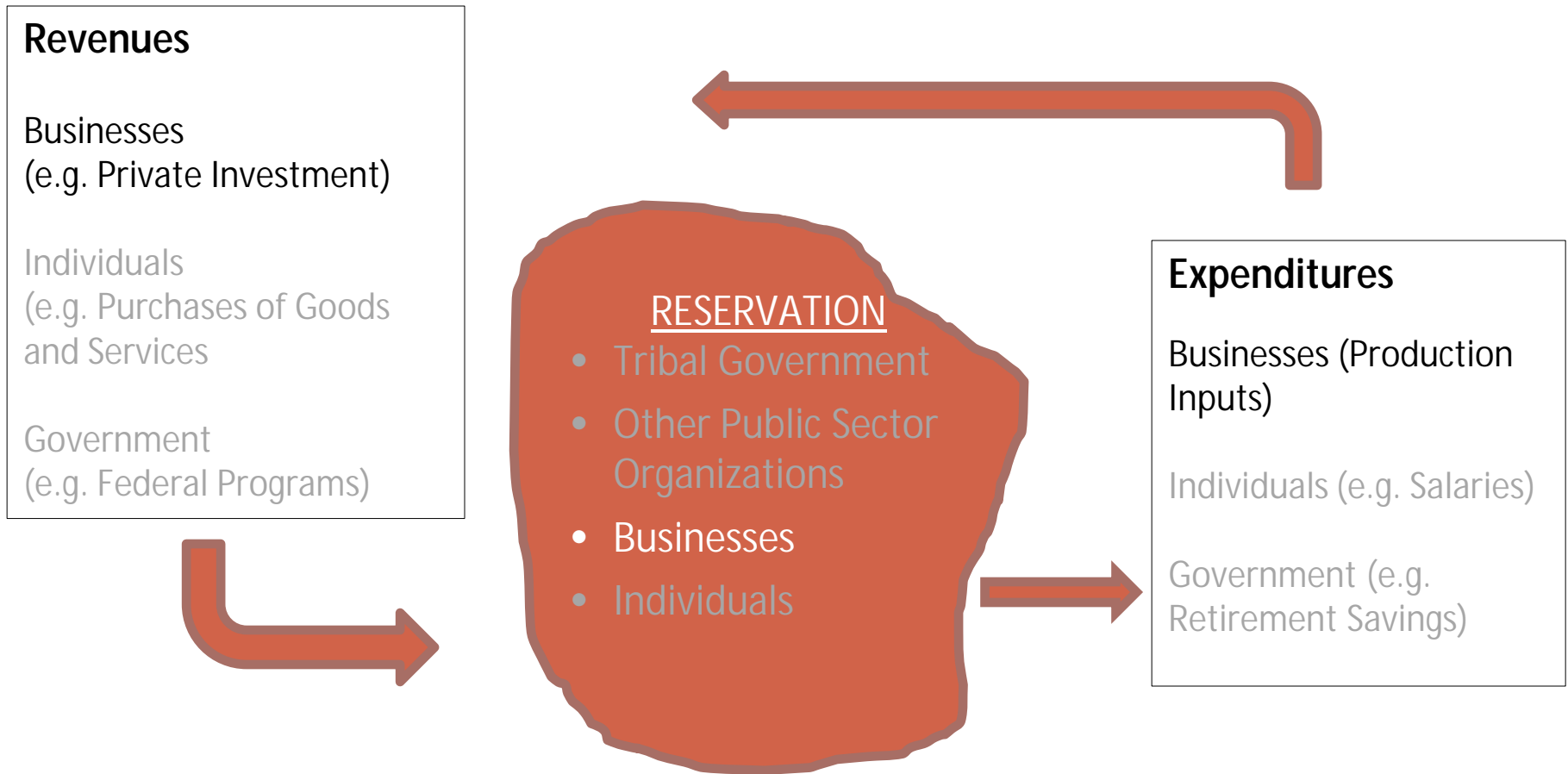


additional project outputs for
tribes wishing to participate

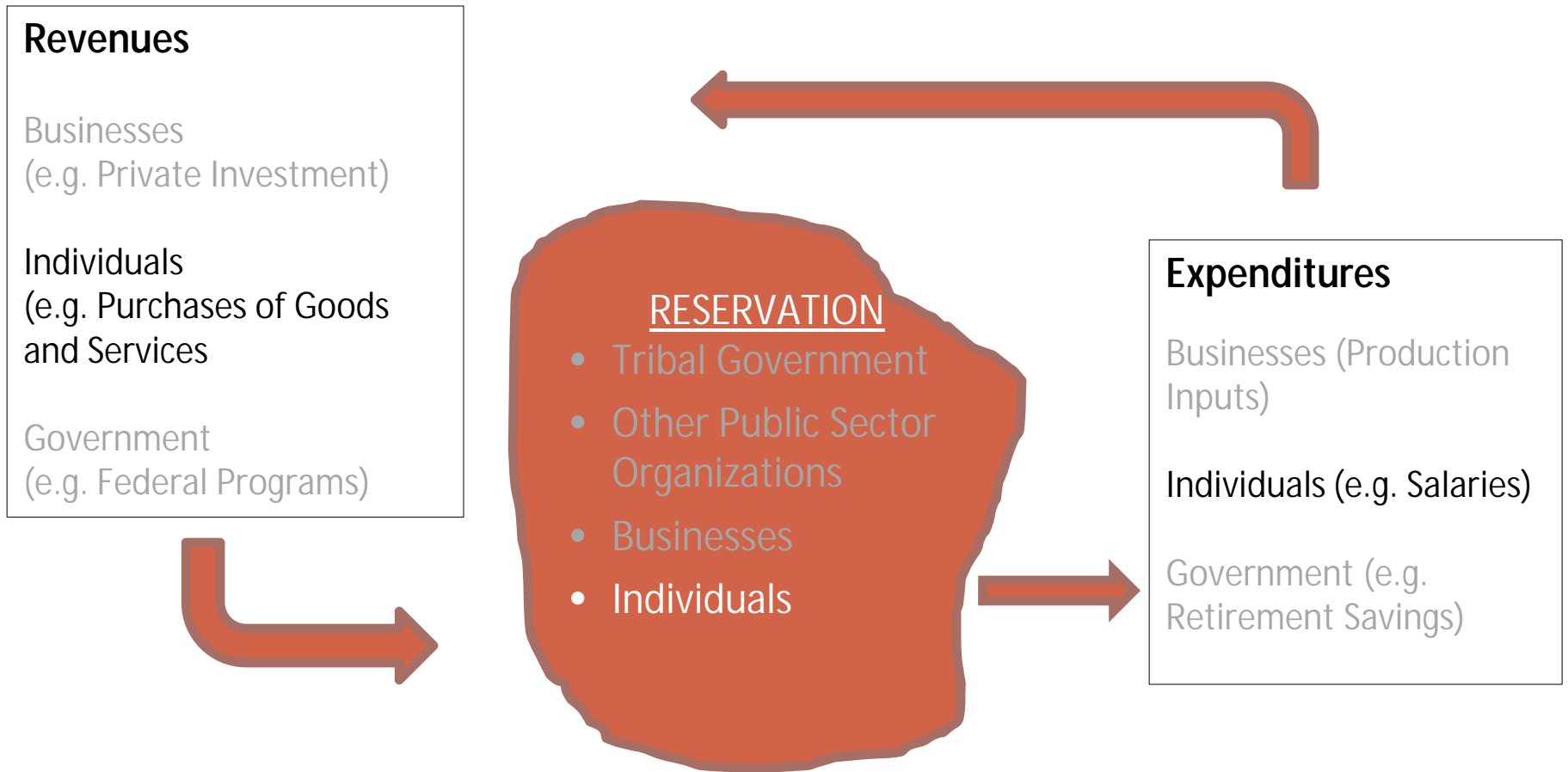
29-C-1B-58

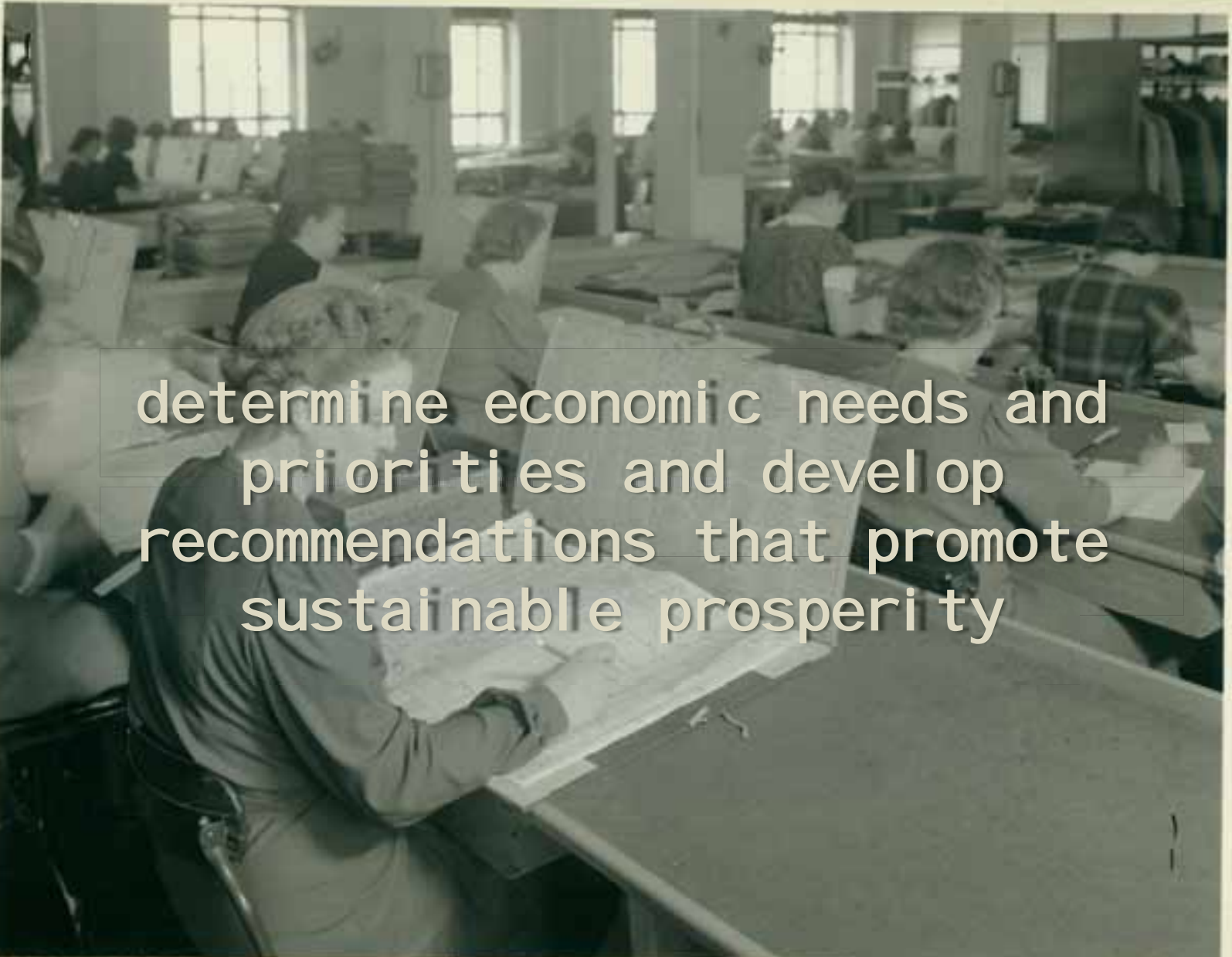
Alphabetic Accounting Machine equipped with gang summary punch, IBM.
Census used 12 machines of this type. (Slide 48)

phase two: business revenue and expenditure data



phase three: consumer expenditure data





determine economic needs and
priorities and develop
recommendations that promote
sustainable prosperity

Occupational Coder. Average daily production of a trained clerk was 1,886 lines,
and the highest record was 6,000 lines. (Slide 18)

29-f-18-30

A black and white photograph of a large, multi-story office building. The scene is filled with rows of tall filing cabinets on the left side. In the center and right, several people are working at desks. The room is lit by large, round pendant lights hanging from the ceiling. The overall atmosphere is one of a busy, organized office environment from a past era.

integrate data into a
dynamic website

29-C-1B-22

Population Files store 154,071 portfolios. Linear feet of filing space is in excess of four miles. (Slide 11)



maintaining and sustaining the collection of data

29-C-1A-27

Result Work, Population Division.

ArcGIS Online subscription demo

HOME GALLERY MAP GROUPS MY CONTENT Find maps, applications and more...

CEIC Census & Economic Information Center
Montana Department of Commerce

Training

Percent gross rent costs - ACS 2006-2010 DP04

Household Median Income - ACS 2006-2010 S1903

Legislative Districts 2008

Tribal Lands - Montana 2010

Montana Department of Commerce
Census & Economic Information Center
301 S. Park Ave.
PO Box 200505
Helena, MT 59620-0505
406-841-2740
<http://ceic.mt.gov>

Make a Map »
Create a map that can be viewed in a browser, desktop or mobile device. Share it on a blog, via email, or embed it in a website.

ArcGIS Online for Developers »
Build custom web and mobile applications that incorporate your maps and data.