



NSGEM: **Innovation and Advancement of Navy GIS Technology**

M. Danielle Pugh

What is NSGEM?

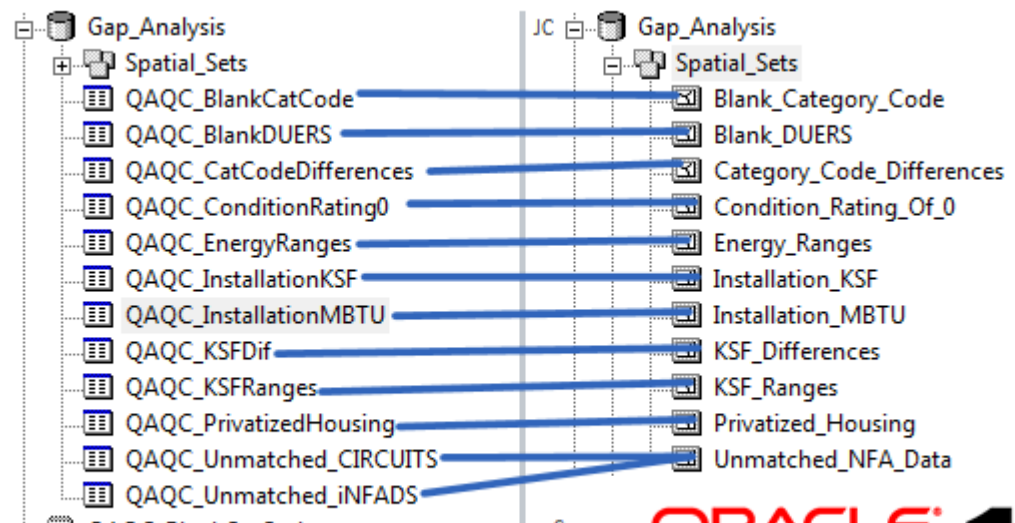
- The Navy Shore Geospatial Energy Module



PHASE 1

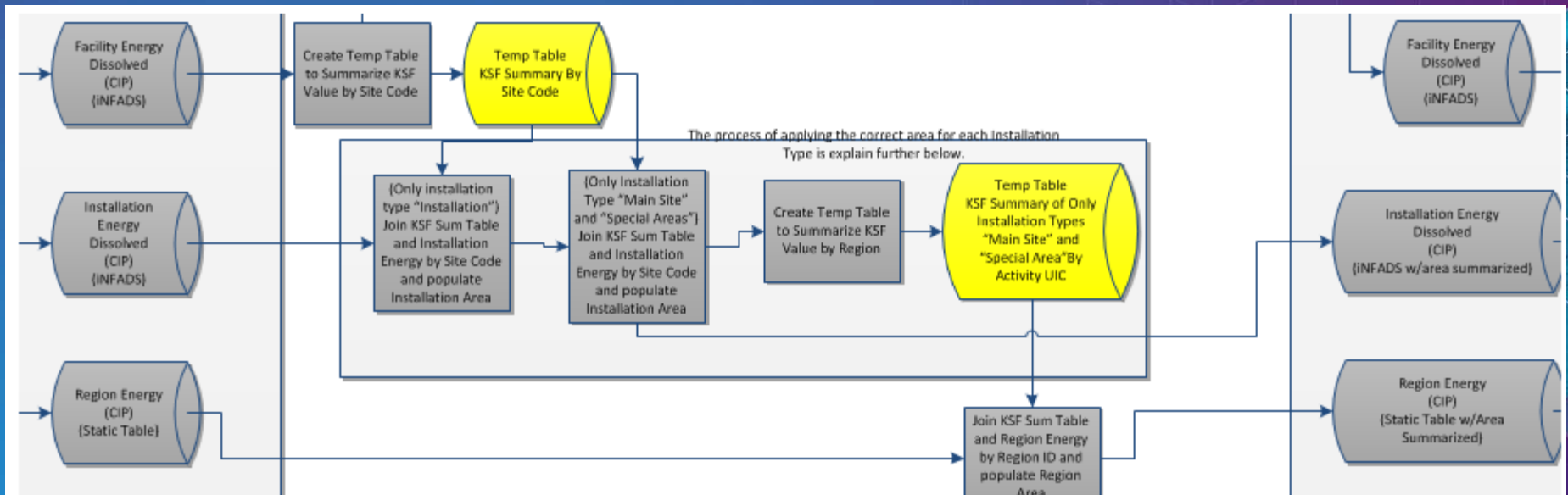
What we started with

| # | Data Elements List | Potential EIM Data Element |
|-----|--|----------------------------|
| 11 | Acquisition Basic Cost | |
| 12 | Acquisition Contract Number | |
| 13 | Acquisition Cost to Government Amount | |
| 14 | Acquisition Date | |
| 15 | Acquisition Fund Source Code | |
| 16 | Acquisition Method Code | 1 |
| 17 | Acquisition Organization Code | |
| 18 | Acquisition Original Asset Recorded Cost Amount | |
| 19 | Action Type Code | |
| 110 | Activity UIC | |
| 111 | Address Location Directions Text | |
| 112 | Address Street Direction Code | 2 |
| 113 | Address Street Name | 3 |
| 114 | Address Street Number | 4 |
| 115 | Address Street Type Code | 5 |
| 116 | Address Type Code | |
| 117 | Address Unit Number | |
| 118 | Addressee Title Name | |
| 119 | Area | |
| 120 | Area Unit of Measure | |
| 121 | Asset Allocation Current Use CATCODE Code | |
| 122 | Asset Allocation Current Use FAC Code | |
| 123 | Asset Allocation Operational Fund Source Code | |
| 124 | Asset Allocation Operational Funding Organizat | |
| 125 | Asset Allocation Shared Use Indicator | |
| 126 | Asset Allocation Size Quantity | |
| 127 | Asset Allocation Size Unit of Measure Code | |
| 128 | Asset Allocation Sustainment Fund Code | |
| 129 | Asset Allocation Sustainment Organization Code | |
| 130 | Asset Allocation User Organization Code | |
| 131 | Asset Configuration Design Use CATCODE Code | |
| 132 | Asset Configuration Design Use FAC Code | |
| 133 | Asset Configuration Design Use Size Quantity | |
| 134 | Asset Configuration Design Use Total Size Unit o | |
| 135 | Asset Construction Agent Code | |
| 136 | Asset Evaluation (AE) Date | |
| 137 | Asset Review Date | |
| 138 | Asset Review Fair Market Value Amount | |
| 139 | Asset Review Type Code | |
| 140 | Audit Trail Data Element Name | |
| 141 | Audit Trail New Data Value | |
| 142 | Audit Trail Old Data Value | |
| 143 | Audit Trail Value Change | |
| 144 | Audit Trail Value Change Date | |
| 145 | Building Module Bedroom Quantity | |
| 146 | Building Module Full Bathroom Quantity | |
| 147 | Building Module One-Half Bathroom Quantity | |
| 148 | Building Module Three-Quarter Bathroom Quant | |
| 149 | Building Module Unit Handicapped Accessible I | |
| 150 | Capital Improvement Current Period Depreciat | |
| 151 | Capital Improvement Estimated Useful Life Year | |




Screen clipping taken: 6/27/2012 10:11 AM

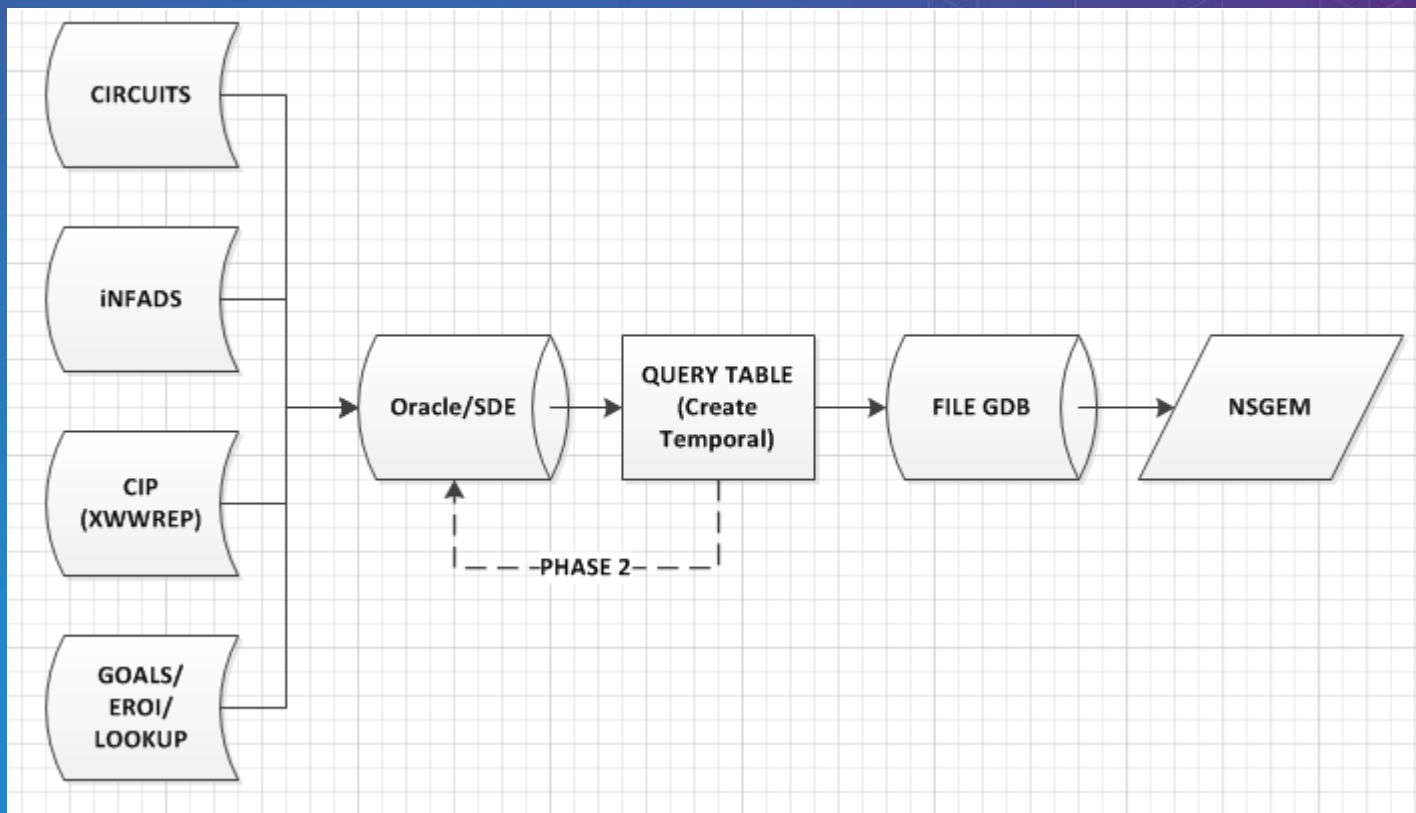





Screen clipping taken: 8/6/2012 1:48 PM

PHASE 2





PHASE 3



| WW GEM.DUERS MONTHLY | |
|----------------------|-----------------|
| UIC | VARCHAR2 (6) |
| REGION | NVARCHAR2 (510) |
| ACTIVITY_NAME | VARCHAR2 (30) |
| UTILITY | VARCHAR2 (3) |
| DESCRIPTION | VARCHAR2 (255) |
| YEAR | VARCHAR2 (4) |
| MONTH | VARCHAR2 (2) |
| QTY | NUMBER |
| UNITS | VARCHAR2 (4) |
| COST | NUMBER |
| UNIT_COST | NUMBER |
| TYPE_FUND | VARCHAR2 (19) |
| BILLING_MONTH | DATE (7) |
| REPORT_DATE | VARCHAR2 (6) |
| MBTU | NUMBER |

| WW GEM.DUERS QUARTERLY | |
|-------------------------|---------------|
| REGION_ID | VARCHAR2 (2) |
| FEC | VARCHAR2 (2) |
| UIC | VARCHAR2 (6) |
| ACTIVITY_NAME | VARCHAR2 (32) |
| MBTU | NUMBER |
| COST_DOLLARS | NUMBER |
| KSF | NUMBER |
| MBTU_KSF | NUMBER |
| FY | VARCHAR2 (4) |
| QUARTER | VARCHAR2 (1) |
| PERC_PROGRESS_BASELINE | NUMBER |
| PERC_PROGRESS_PAST_YEAR | NUMBER |
| BILLING_MONTH | DATE (7) |


| WW GEM.DUERS FEC EI PROGRESS | |
|------------------------------|-----------------|
| FEC | VARCHAR2 (2) |
| FEC_DESC | NVARCHAR2 (510) |
| FY | VARCHAR2 (4) |
| QUARTER | VARCHAR2 (1) |
| BILLING_MONTH | DATE (7) |
| CURRENT_EI | NUMBER |
| BASELINE_EI | NUMBER |
| PREVIOUS_YEAR_EI | NUMBER |
| PERC_PROGRESS_BASELINE | NUMBER |
| PERC_PROGRESS_PAST_YEAR | NUMBER |

| WW GEM.DUERS_REGION_EI_PROGRESS | |
|---------------------------------|-----------------|
| REGION_ID | VARCHAR2 (2) |
| REGION_DESCRIPTION | NVARCHAR2 (510) |
| FY | VARCHAR2 (4) |
| QUARTER | VARCHAR2 (1) |
| BILLING_MONTH | DATE (7) |
| CURRENT_EI | NUMBER |
| BASELINE_EI | NUMBER |
| PREVIOUS_YEAR_EI | NUMBER |
| PERC_PROGRESS_BASELINE | NUMBER |
| PERC_PROGRESS_PAST_YEAR | NUMBER |

| WW GEM.DUERS_BASELINE_FEC | |
|---------------------------|-----------------|
| FEC | VARCHAR2 (2) |
| FEC_DESC | NVARCHAR2 (510) |
| MBTU | NUMBER |
| COST_DOLLARS | NUMBER |
| KSF | NUMBER |
| MBTU_KSF | NUMBER |

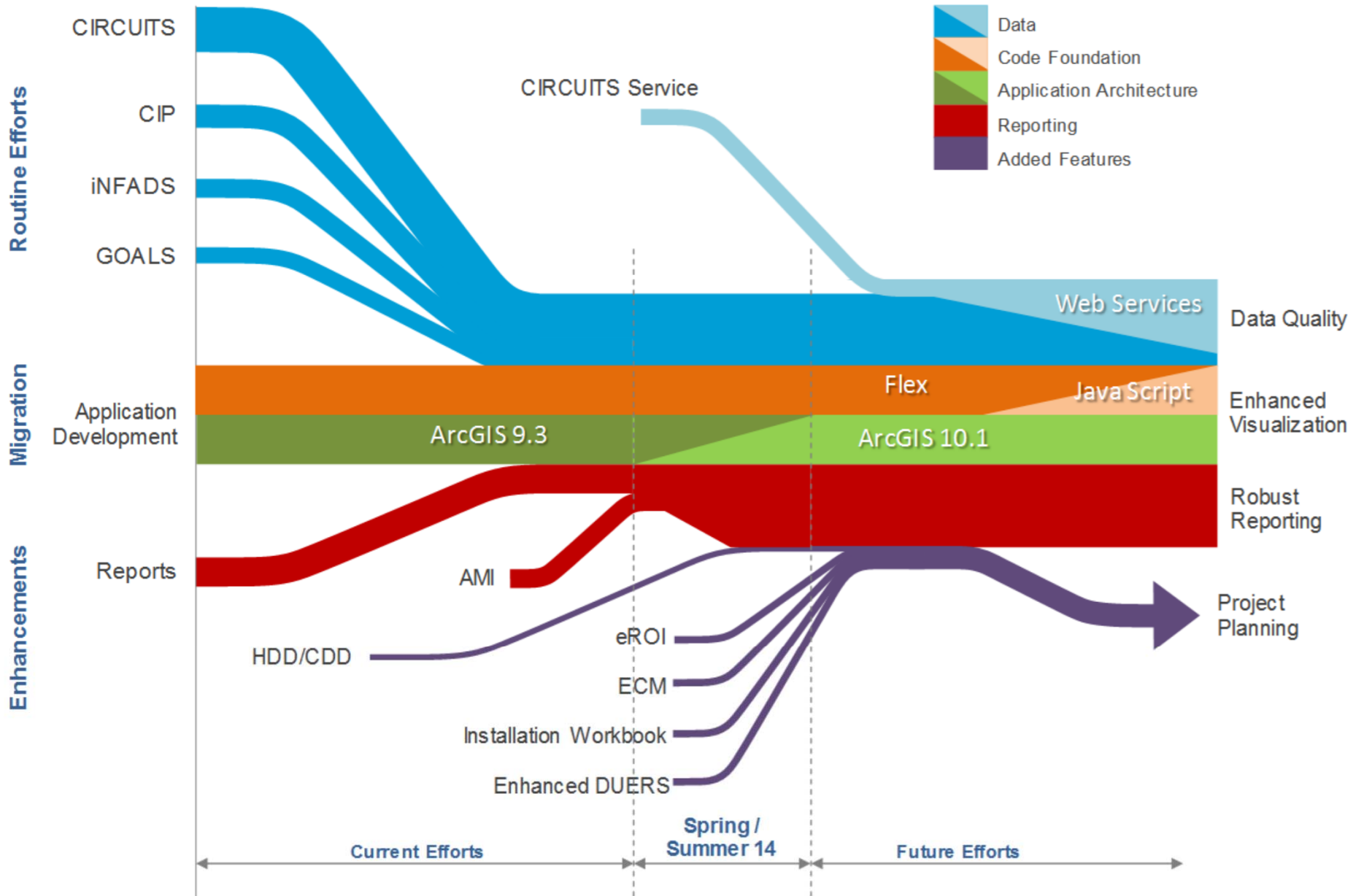
| WW GEM.DUERS_BASELINE_REGION | |
|------------------------------|-----------------|
| REGION_ID | VARCHAR2 (2) |
| REGION_DESCRIPTION | NVARCHAR2 (510) |
| MBTU | NUMBER |
| COST_DOLLARS | NUMBER |
| KSF | NUMBER |
| MBTU_KSF | NUMBER |

PHASE 4



NSGEM Enhancement Model

All components of NSGEM will continue to be enhanced and modified based on various requirements and external influences



PHASE 5

